



**VILLAGE OF JACKSON  
BUDGET AND FINANCE COMMITTEE MEETING AGENDA**

**Tuesday, June 9, 2026 at 7:00 PM**

(Or immediately following the Personnel Committee meeting)

Jackson Municipal Complex  
Village Board Room  
N168W19851 Main Street  
Jackson, WI 53037

1. Call to Order and Roll Call
2. Citizens/Village Staff to Address the Budget & Finance Committee (Please sign-in with the Clerk prior to speaking. Please note this is a business meeting, not a public hearing. People wishing to speak on an item on the agenda should present their comments under this agenda item. Each commenter will be limited to a total of 2 minutes.)
3. Approval of Minutes of the Budget and Finance Committee Meeting of May 12, 2026
4. Approval of May 2026 Check Register and Treasurer's Report
5. Letter of Credit Reduction – Maple Fields Subdivision Phase 3 – Neumann Development Inc. in the amount of \$707,841.10
6. Proposal Review - Fiber to Public Parks, Municipal Wells, and Municipal Lift Station - Midwest Fiber Network in the Amount of \$133,850.00
7. Proposal Review - Jackson Park Security Cameras - Pros4 Technology in the Amount of \$19,341.28
8. Proposal Review - Hickory Lane Park Security Cameras - Pros4 Technology in the Amount of \$12,800.87
9. 2026 Schedule to Prepare the 2027 Municipal Budget and Update the Financial Management Plan
10. Adjourn

Persons with disabilities requiring special accommodations for attendance at the meeting should contact the Administration Department at the Jackson Municipal Complex at least one (1) business day prior to the meeting.

It is possible that members of the Village Board may attend the above meeting. No action will be taken by any governmental body at this meeting other than the governmental body specifically referred to in this meeting notice. This notice is given so that members of the Village Board may attend the meeting without violating the open meeting law.

**VILLAGE OF JACKSON**  
**BUDGET AND FINANCE COMMITTEE MEETING**  
**Tuesday, May 12, 2026 at 7:00 PM**  
**Minutes**

1. Call to Order and Roll Call

The meeting was called to order at 7:00 PM by Pres. Heckendorf.

Members Present: Pres. Heckendorf, Tr. Wells, and Tr. Olson

Members Excused: None

Members Absent: None

Staff Present: Administrator Jen Heidtke, Inspections and Zoning Director Collin Johnson, Parks and Recreation Director Tyler Mentzel, Treasurer Darlene Smith, Public Works Director Jack Straehler, Fire Chief Aaron Swaney, Police Chief Ryan Vossekul and Interim Clerk Pamela Wolf

2. Citizens/Village Staff to Address the Budget & Finance Committee (Please sign-in with the Clerk prior to speaking. Please note this is a business meeting, not a public hearing. People wishing to speak on an item on the agenda should present their comments under this agenda item. Each commenter will be limited to a total of 2 minutes.)

None.

3. Approval of Minutes of the Special Budget and Finance Committee Meeting of April 21, 2026

The motion to approve Minutes for the Budget and Finance Committee Meeting of April 21, 2026, was made by Tr. Wells and seconded by Tr. Olson.

Vote: 3 ayes, 0 nays. Motion carried.

4. Approval of April 2026 Check Register and Treasurer's Report

The motion to approve the April 2026 Check Register and Treasurer's Report was made by Tr. Wells and seconded by Tr. Olson.

Vote: 3 ayes, 0 nays. Motion carried.

5. Adjourn

The motion to adjourn the meeting was made by Tr. Olson and seconded by Tr. Wells.

Vote: 3 ayes, 0 nays. Motion carried. The meeting adjourned at 7:02 PM.

Respectfully Submitted,

Pamela Wolf  
Interim Clerk  
Village of Jackson

DRAFT



BMO Business Platinum Rewards Credit Card

Company Name: VILLAGE OF JACKSON

Corporate Bill Account Summary

Previous Balance		\$4,893.47	Statement Close Date	June 04, 2026
Payments	-	\$4,893.47	Credit Limit	\$25,000.00
Credits	-	\$972.55	Available Credit	\$22,608.34
Purchases and Other Debits	+	\$3,364.21	Cash Limit	\$6,250.00
Cash Advances	+	\$0.00	Available Cash	\$6,250.00
Balance Transfers	+	\$0.00		
Fees Charged	+	\$0.00	Payment Due Date	June 29, 2026
Interest Charged	+	\$0.00	Minimum Payment Due	\$47.83
<b>New Balance</b>	<b>=</b>	<b>\$2,391.66</b>		

Days in Billing Cycle: 31

Call Us:

Toll Free: 1-855-825-9231  
International: 262-780-8660  
Lost or Stolen: 1-855-825-9231

Write Us:

BMO BANK N.A.  
PO BOX 6101  
CAROL STREAM, IL 60197-6101

Online Access:

bmo.com/businesscreditcard

Interest Charge Calculation Your Annual Percentage Rate (APR) is the annual interest rate on your account.

Type of Balance	Annual Percentage Rate (APR)	Balance Subject to Interest Rate	Interest Charge
Purchases	18.74% (v)	\$0.00	\$0.00
Cash Advances	30.74% (v)	\$0.00	\$0.00
Balance Transfers	18.74% (v)	\$0.00	\$0.00

(v) = Variable Rate

Rewards Summary as of 06/04/26

Previous Balance	+	182,846
Earned	+	2,393
Redeemed	+	0
Other Adjustments	+	338
<b>Current Balance</b>	<b>=</b>	<b>185,577</b>

Please detach and return with your payment.



BMO BANK N.A.  
PO BOX 5700  
CAROL STREAM IL 60197-5700

BMO BANK N.A. - PAYMENT  
PO BOX 5732  
CAROL STREAM IL 60197-5732

VILLAGE OF JACKSON  
CORPORATE ACCOUNT  
ATTN DARLENE SMITH  
N168W19851 MAIN ST  
JACKSON WI 53037-1101

Company Account Number

New Balance \$2,391.66  
Minimum Payment Due \$47.83  
Payment Due Date June 29, 2026

Amount Enclosed

5112770000151656 0000000004783 0000000239166

Company Name: VILLAGE OF JACKSON

**BALANCE SUBJECT TO INTEREST RATE****Average Daily Balance (Including Current Transactions)**

The balance subject to interest is the average daily balance on your Account. We calculate the average daily balance on your Account in three categories: (1) Purchases, (2) Cash Advances, and (3) Balance Transfers. To obtain more information about this balance computation method and how resulting interest charges were determined, call us at the Contact Us number on the front of this Statement.

**Grace Period:** If you pay your New Balance in full by the Payment Due Date, you may continue to accrue interest on Cash Advances and Balance Transfers for the period between when your Statement is issued and the date you pay your bill. To obtain a pay off amount that includes any trailing interest, call us at the number on the front of this Statement.

**Payment Information:** You can mail your payment in the envelope provided, or send your payment to: BMC Bank N.A., P.O. Box 5732, Carol Stream, IL 60197-5732.

**Online Payment** - We must receive authorization to effect payment by 10:59 p.m. Central Time via our dedicated credit card website at [bmo.com/businesscreditcard](http://bmo.com/businesscreditcard).

**Pay by Phone** - You may make your payment by phone by using the Pay by Phone service. Call by 5 p.m. Central Time on a bank business day to have your payment credited as of that day. If you call after that time, your payment will be credited as of the next bank business day. We reserve the right to process your payment electronically upon verification of your identification.

**In Person** - Payment may be made at BMC Bank N.A. bank branches. If payment is made without the payment coupon or your account number, there may be a delay in processing.

- We may not include disputed amounts in your Minimum Payment due after you notify us of disputed items.
- Please note your full account number on the front of your payment.
- Payments, adjustments, and charges received after the end date of the activity period indicated on the front of the statement directly under your Account number will appear on your next statement.
- **A fee will be assessed against returned payments.**

**For payment and balance inquiries:** Call the "Toll Free" number on the front of this statement under "Call Us".

Mastercard is a registered trademark, and the circles design is a trademark of Mastercard International Incorporated.

**BILLING RIGHTS SUMMARY****WHAT TO DO IF YOU THINK YOU FIND A MISTAKE ON YOUR STATEMENT**

If you think there is an error on your statement you must notify us in writing. Write to us at:

BMC BANK N.A.  
ATTN: DISPUTE RESOLUTION DEPT  
P.O. Box 6225  
Carol Stream, IL 60197-6225

In your letter, give us the following information:

- Your name and account number.
- The merchant name, date and dollar amount of the suspected error.
- Describe the error and explain, if you can, why you believe there is an error. If you need more information, describe the item you are unsure about.

**Resolving Disputes:** If you find that an item is mistakenly posted to your statement, you are responsible for contacting the merchant to correct the charge. Steps to Take:

- 1) Identify the item, dollar amount, and date of charge to provide to the merchant.
- 2) If the merchant cannot resolve the issue to your satisfaction, document your dispute in writing to us including the merchant name, date, and dollar amount along with description of the error. We may issue a temporary credit for the amount or provide a reason why the charge is valid. You must contact us within 3 business days before an automated payment is scheduled if you want to stop payment on the amount you think is wrong.

Disputes need to be reported in writing no later than 60 days after the error appeared on your Statement. Discrepancies should be reported as soon as you suspect that they cannot be resolved immediately with the merchant.

**Credit Reporting Notices to Natural Person Account Holder**

**Credit Reporting** - We may report information about your account to credit bureaus. Late payments, missed payments and other defaults may be reflected on your credit report.

**Inaccurate Information** - If you believe that we have inaccurate information about you or may have reported inaccurate information about you to a credit reporting agency, please contact us at BMC Bank N.A., P.O. Box 6101, Carol Stream, IL 60197-6101. In doing so, please identify the inaccurate information and tell us why you believe it is incorrect. If you have a copy of the report that includes the inaccurate information, please send a copy of that report to us as well.

**For change of address requests:** Call the Customer Service number on the front of this statement.

**Lost or Stolen Card:** Please notify us immediately (day or night) by telephone at the "Lost or Stolen" number on the front of this statement under "Call Us" or if you are outside the US, call us collect at the International Telephone number. After you notify us, you will not be liable for any unauthorized use of your card.



BMO Business Platinum Rewards Credit Card

Company Name: VILLAGE OF JACKSON

Corporate Account Activity

VILLAGE OF JACKSON Total Activity \$4,893.47 CR

Table with columns: Tran Date, Post Date, Transaction Description, Reference Number, Amount (\$). Row: 05/19 05/20 Mailed Payment P140000001000181 4,893.47 CR

Cardholder Account Activity Total Cardholder New Activity: \$2,391.66

JACOB CALTAGERONE Credit Limit \$2,000.00

Summary table for JACOB CALTAGERONE with columns: Purchase/Other Debits, Cash Advance, Balance Transfer, Fees, Credits/Payments, Total Activity.

Main transaction table for JACOB CALTAGERONE with columns: Tran Date, Post Date, Transaction Description, Reference Number, Amount (\$).

MICHAEL FOEGER Credit Limit \$3,000.00

Summary table for MICHAEL FOEGER with columns: Purchase/Other Debits, Cash Advance, Balance Transfer, Fees, Credits/Payments, Total Activity.

Main transaction table for MICHAEL FOEGER with columns: Tran Date, Post Date, Transaction Description, Reference Number, Amount (\$).

JENNIFER HEIDTKE Credit Limit \$2,000.00

Summary table for JENNIFER HEIDTKE with columns: Purchase/Other Debits, Cash Advance, Balance Transfer, Fees, Credits/Payments, Total Activity.

Main transaction table for JENNIFER HEIDTKE with columns: Tran Date, Post Date, Transaction Description, Reference Number, Amount (\$).

Company Name: VILLAGE OF JACKSON

**Cardholder Account Activity - continued**

COLLIN JOHNSON

Credit Limit \$2,000.00

Purchase/ Other Debits	Cash Advance	Balance Transfer	Fees	Credits/ Payments	Total Activity
\$104.10	\$0.00	\$0.00	\$0.00	\$0.00	\$104.10

Tran Date	Post Date	Transaction Description	Reference Number	Amount (\$)
05/05	05/06	ASFPM MADISON WI	55506296126740188004607	90.00
05/19	05/20	PICK N SAVE #372 MILWAUKEE WI	05436846139300179554669	14.10

TYLER MENTZEL

Credit Limit \$3,000.00

Purchase/ Other Debits	Cash Advance	Balance Transfer	Fees	Credits/ Payments	Total Activity
\$136.98	\$0.00	\$0.00	\$0.00	\$0.00	\$136.98

Tran Date	Post Date	Transaction Description	Reference Number	Amount (\$)
05/05	05/06	Canva* 04872-49214315 Kent DE	12302026125000221519221	68.50
05/06	05/08	OTC BRANDS *800-203-1 OMAHA NE	75265866127704800268824	16.95
05/19	05/20	TST*THE STILLERY Richfield WI	55432866140204917599719	51.53

DARLENE SMITH

Credit Limit \$2,000.00

Purchase/ Other Debits	Cash Advance	Balance Transfer	Fees	Credits/ Payments	Total Activity
\$627.81	\$0.00	\$0.00	\$0.00	\$31.32	\$596.49

Tran Date	Post Date	Transaction Description	Reference Number	Amount (\$)
05/01	05/12	THE ONEIDA HOTEL GREEN BAY WI CONFIRMATION NUMBER: 16 CHECK IN: 04/29/2026 NUMBER OF NIGHTS: 0 CHECK OUT: 05/01/2026 DAILY RATE: TOTAL TAX AMOUNT:	55436876131171254232418	31.32 CR
05/06	05/06	Adobe San Jose CA	12302026126000907029080	21.09
05/19	05/20	LOCAL GOVERNMENT EDUCA GREEN BAY WI	55417346140731409802146	499.00
05/19	05/20	MUNICIPAL* WI SPRINGBROOK WI	87021306139500110520117	35.00
05/22	05/22	DIGITALSPACE 8887400502 NV	52653846142744588248558	32.74
06/01	06/02	ADOBE *ADOBE 4085366000 CA	57540246152742409742243	19.99
06/02	06/03	ADOBE *ADOBE 4085366000 CA	57540246153742592301202	19.99

JACK STRAEHLER

Credit Limit \$3,000.00

Purchase/ Other Debits	Cash Advance	Balance Transfer	Fees	Credits/ Payments	Total Activity
\$189.77	\$0.00	\$0.00	\$0.00	\$0.00	\$189.77

Tran Date	Post Date	Transaction Description	Reference Number	Amount (\$)
05/20	05/21	DOMINOS 2024 JACKSON WI	05436846141000325697901	189.77



BMO Business Platinum Rewards Credit Card

Company Name: VILLAGE OF JACKSON

Cardholder Account Activity - continued

AARON A SWANEY

XXXX XXXX XXXX 5528

Credit Limit \$3,000.00

Purchase/ Other Debits	Cash Advance	Balance Transfer	Fees	Credits/ Payments	Total Activity
\$274.99	\$0.00	\$0.00	\$0.00	\$0.00	\$274.99

Tran Date	Post Date	Transaction Description	Reference Number	Amount (\$)
05/13	05/13	NATIONAL REGISTRY EMT COLUMBUS OH	55432866133202439606110	104.00
05/31	06/01	AWL*PEARSON EDUCATION UPPER SADDLE NJ	55432866151208834517072	104.99
06/01	06/02	DOCUSIGN INC. Wilmington DE	12302026152002118219226	45.00
06/03	06/04	IN *MED-PACKS, LLC SALT LAKE CITUT	55432866154200186508111	21.00

KELLY A VALENTINO

Credit Limit \$3,000.00

Purchase/ Other Debits	Cash Advance	Balance Transfer	Fees	Credits/ Payments	Total Activity
\$0.00	\$0.00	\$0.00	\$0.00	\$779.88	\$779.88 CR

Tran Date	Post Date	Transaction Description	Reference Number	Amount (\$)
05/05	05/06	Adobe San Jose CA	12302026125000007128056	779.88 CR

RYAN VOSSEKUIL

Credit Limit \$5,000.00

Purchase/ Other Debits	Cash Advance	Balance Transfer	Fees	Credits/ Payments	Total Activity
\$405.14	\$0.00	\$0.00	\$0.00	\$0.00	\$405.14

Tran Date	Post Date	Transaction Description	Reference Number	Amount (\$)
05/07	05/11	KWIK TRIP #417 OCONOMOWOC WI	52704876128427146509380	60.81
05/08	05/11	WI DOJ* CIB CONFERENCE MADISON WI	82117556129500002651838	205.90
05/12	05/13	HOMETOWN DRY CLEANERS WEST BEND WI	52926136132748258256683	37.01
05/26	05/27	Adobe San Jose CA	12302026146001504907211	19.99
05/29	06/01	QDOBA 1835 STEVENS POINTWI	55432866150208570049737	16.23
05/29	06/01	WEYAUWEGA T/P-CITGO WEYAUWEGA WI	22303796150005654325404	65.20

GENERAL VILLAGE CHECKING

Accounting Checks

Posted From: 5/01/2026 From Account:  
Thru: 5/31/2026 Thru Account:

Check Nbr	Check Date	Payee	Amount
57086	5/05/2026	CASH petty cash for concessions on Wednesday	900.00
57087	5/05/2026	SUPPORT PAYMENT CLEARINGHOUSE 000431284201 / N WELCH / 5/04/26 PAYROLL	339.16
57088	5/07/2026	A/E GRAPHICS, INC. FLYERS (JPD) / ENVELOPES (JFD)	263.95
57089	5/07/2026	AIR ONE EQUIPMENT INC AIR TEST / ALUMINUM/METAL CLEANER / JFD	755.50
57090	5/07/2026	AMAZON CAPITAL SERVICES MISC. SUPPLIES	929.67
57091	5/07/2026	AT&T MOBILITY WIRELESS MONTHLY PLAN	98.94
57092	5/07/2026	AURORA MEDICAL CENTER GRAFTON LLC EMS RESTOCK SUPPLIES / JFD	640.21
57093	5/07/2026	BEER CAPITOL DISTRIBUTING, LLC BEER & HANDLE DEP FOR CONCESSIONS-JCC	917.67
57094	5/07/2026	BRAKE & EQUIPMENT COMPANY INC DRY FIT AND PIGTAIL -STREETS	14.06
57095	5/07/2026	BRINKMAN, MARY CARDIO LITE REFUND / REC	50.00
57096	5/07/2026	BRUENE, HEIDI DANCE STUDIO REFUND / REC	35.00
57097	5/07/2026	CEDAR CORPORATION PROFESSIONAL SRVS THRU 4/18/2026	5,900.00
57098	5/07/2026	CIVI TEK CONSULTING LLC ZONING CODE UPDATE THRU 4/30/26	4,000.00
57099	5/07/2026	COFFEEVILLE CATERING / FIRE TRAINNING FAIR GROUNDS	600.00
57100	5/07/2026	CONWAY SHIELD LETTERS / PATCH HANGING / JFD	131.00
57101	5/07/2026	COOK, RICHARD A PICKLEBALL INSTRUCTOR / 4-20-26 / REC	20.00
57102	5/07/2026	CORE & MAIN LP ANNUAL SENSUS ANALYTICS FEE / WATER	22,164.60
57103	5/07/2026	DEMPSEY LAW FIRM, LLP APRIL ATTORNEY FEES	5,533.00
57104	5/07/2026	DINGES FIRE COMPANY FIRE GLOVES (37) / JFD	3,635.37

## GENERAL VILLAGE CHECKING

## Accounting Checks

Posted From: 5/01/2026 From Account:  
 Thru: 5/31/2026 Thru Account:

Check Nbr	Check Date	Payee	Amount
57105	5/07/2026	EAST SIDE MART APRIL FUEL BILL / JFD & DPW	5,784.51
57106	5/07/2026	ENVIROTECH EQUIPMENT NB- DIN CONNECTOR LED CABLE / STREETS	397.77
57107	5/07/2026	FASTENAL COMPANY TRUCK PULL OUT DRAWERS / WWTP	97.48
57108	5/07/2026	FIREPENNY KUSSMAUL AUTO EJECT / JFD	504.51
57109	5/07/2026	FOERSTER SIGN COMPANY DECAL VINYL / JACKSON LOGO	301.00
57110	5/07/2026	FROEDTERT HEALTH/WORKFORCE HEALTH DRUG SCREEN / WWTP	45.00
57111	5/07/2026	GREATAMERICA FINANCIAL SVCS MONTHLY COPY MACHINE INVOICE / REC & JPD	461.79
57112	5/07/2026	HALSNE SERVICE 2023 FORD OIL CHANGE / 04-25-25 / JPD	74.40
57113	5/07/2026	JACKSON PROFESSIONAL POLICE ASSOCIATION POLICE UNION DUES / MAY 2026	911.30
57114	5/07/2026	KOWALESKI, STEFANIE POWER SCULPT HIIT / APRIL 26 / JCC	100.00
57115	5/07/2026	LAJEUNESSE, CELESTE REFUND / CARDIO LIFE/FITNESS DRUM / REC	75.00
57116	5/07/2026	LAMMSCAPES SPRING CLEAN UP / MAY 2026	569.25
57117	5/07/2026	LANGE ENTERPRISES, INC. REFLECTIVE TILES / BUILD INSPECTION	1,293.04
57118	5/07/2026	LIESENER SOILS INC. MULCH / PARKS	869.50
57119	5/07/2026	N & J PROFESSIONAL CLEANERS, LLC MONTHLY CLEANING APRIL 2026	4,400.00
57120	5/07/2026	NICKALLS, ANTHONY YOGA INSTRUCTOR / 4/14/26 / REC	27.00
57121	5/07/2026	NORTH STAR EMERGENCY VEHICLE SERVICE INC ROUTINE PUMP INSPECTION / JFD	2,220.31
57122	5/07/2026	ODP BUSINESS SOLUTIONS, LLC MISC SUPPLIES / REC & JFD	70.52
57123	5/07/2026	PORT-A-JOHN SEASONAL RESTROOM / MAY 26 / PARKS	128.00

## GENERAL VILLAGE CHECKING

## Accounting Checks

Posted From: 5/01/2026 From Account:  
 Thru: 5/31/2026 Thru Account:

Check Nbr	Check Date	Payee	Amount
57124	5/07/2026	PROS 4 TECHNOLOGY, INC MICROSOFT 365 ANNUAL & MAINT AGREEMENT	14,599.50
57125	5/07/2026	SAFEBUILT WISCONSIN LLC BUILDING INSPECTIONS	440.00
57126	5/07/2026	SCHAEFER'S SERVICE CENTER, INC. 2015 CHEVY & 2023 FORD/ OIL CHANGE / JFD	280.65
57127	5/07/2026	SECURIAN FINANCIAL GROUP, INC. LIFE & ACCIDENT INSURANCE / JUNE 2026	1,446.83
57128	5/07/2026	SEINLER, DIANE REPLACE MAIL BOX FROM 3/15/26	17.77
57129	5/07/2026	SJE TOP VIEW SUPPORT / WWTP	684.00
57130	5/07/2026	ST. JOSEPH'S COMMUNITY HOSPITAL OTHER DX SVS / KLIBOWITZ, TIM / JPD	35.00
57131	5/07/2026	TERMINAL SUPPLY CO. DUPLEX PARALLEL WIRE / STREETS	275.36
57132	5/07/2026	TIP TOP TAP CLEANING BEER LINE MAINT 4/30/26 / JCC	60.00
57133	5/07/2026	TOWN & COUNTRY ENGINEERING, INC. FILTER AND UV CONSTRUCTION / SEWER	1,562.42
57134	5/07/2026	TSR SOLUTIONS, INC. DIAL TONE & DISASTER RECOV / MAY 26	275.00
57135	5/07/2026	VERKEN, TIM AUDITORIUM REFUND / REC	137.50
57136	5/07/2026	WAUKESHA COUNTY TECHNICAL COLLEGE FOEGER, VOSSEKUIL VPT FIREARMS / JPD	71.14
57137	5/07/2026	WE ENERGIES APRIL 2026 GAS AND ELECTRIC	51,169.75
57138	5/07/2026	WEST BEND SCHOOL DISTRICT MOBILE HOME PARKING FEES MARCH/APRIL 26	6,960.72
57139	5/07/2026	WISCONSIN DEPT OF JUSTICE BACKGROUND CHECKS / APRIL 2026	35.00
57140	5/14/2026	A/E GRAPHICS, INC. BUSINESS CARDS - J. SCHLENZ / M. KRUEPKE	110.00
57141	5/14/2026	AMAZON CAPITAL SERVICES MISC. CELL PHONE SUPPLIES	468.80
57142	5/14/2026	AMERICAN INDUSTRIAL MEDICAL ANNUAL HEARING TESTS / 5/4/2026	2,300.00

## GENERAL VILLAGE CHECKING

## Accounting Checks

Posted From: 5/01/2026 From Account:  
 Thru: 5/31/2026 Thru Account:

Check Nbr	Check Date	Payee	Amount
57143	5/14/2026	AMERICAN METAL & PAPER RECYCLING, INC. RECYCLE PICKUP / SPRING CLEAN UP / TRASH	5,278.50
57144	5/14/2026	AUTOMATION ARTS, LLC DISPLAY/MICROPHONES IN TRAINING ROOMS	2,005.00
57145	5/14/2026	BADGER MATS LLC 4K PROJECT SUPPLIES	4,275.00
57146	5/14/2026	BARCO PRODUCTS STEEL FRAME 8' PICNIC TABLE (17)	14,160.08
57147	5/14/2026	BMO HARRIS BANK N.A. APRIL 2026 PURCHASES	4,893.47
57148	5/14/2026	BOEHLKE BOTTLED GAS FAIR/FESTIVAL HOOK UP / HICKORY LANE	158.25
57149	5/14/2026	BRUENE, HEIDI REFUND DANCE STUDIO / JCC	5.83
57150	5/14/2026	BV TETZLAFF, INC SANITARY REPAIR	7,852.06
57151	5/14/2026	CATALIS LLC 2026 ASSESSOR CNTRACT INSTALL #4 MAY 26	3,050.00
57152	5/14/2026	CINTAS CORP MEDICAL CABINET SUPPLIES / DPW	126.55
57153	5/14/2026	CIVICPLUS LLC SUPPLEMENT 9 - TO CODE OF ORDINANCES (2)	5,055.05
57154	5/14/2026	CONLEY MEDIA, LLC - CLASSIFIED CCR 2025 PUBLICATION / WATER	793.54
57155	5/14/2026	DIGGERS HOTLINE, INC STANDARD EMAIL FEES FOR APRIL / WATER	264.10
57156	5/14/2026	EAST SIDE MART APRIL 2026 FUEL / JPD	2,125.09
57157	5/14/2026	EQUIPMENT RENTALS HYDROSEEDER / PARKS	350.90
57158	5/14/2026	FASTENAL COMPANY STREET SWEEPER EQUIPMENT	11.42
57159	5/14/2026	FLYRITE LLC FLAG HOLDER / STREETS	205.00
57160	5/14/2026	GORDIE BOUCHER OF WEST BEND INC 2023 EXPLORER REPAIRS / JPD	65.07
57161	5/14/2026	GRAINGER REGULATOR KIT / STRAINER / PARKS	338.00

## GENERAL VILLAGE CHECKING

## Accounting Checks

Posted From: 5/01/2026 From Account:  
 Thru: 5/31/2026 Thru Account:

Check Nbr	Check Date	Payee	Amount
57162	5/14/2026	GREATAMERICA FINANCIAL SVCS KYOCERA COPIER / JUNE 26 / ADMIN	202.02
57163	5/14/2026	GREMMER & ASSOCIATES, INC PROFESSIONAL SERVICES APRIL 26	1,275.00
57164	5/14/2026	GREVENOW, JILL REFUND PUMP IT UP-JCC	5.83
57165	5/14/2026	HALO BRANDED SOLUTIONS, INC. HANDLE BAGS (1500) -JPD	1,514.40
57166	5/14/2026	HAWKINS, INC AQUA HAWK	1,939.50
57167	5/14/2026	HORIZON COMMERCIAL POOLS CLEANING SUPPLIES FOR SPLASH PAD / PARKS	550.06
57168	5/14/2026	IDEXX DISTRIBUTION, INC LAB SUPPLIES FOR SEWER	430.02
57169	5/14/2026	INNOVATIVE PUBLIC ADVISORS EXECUTIVE RECRUITMENT SERVICES- CLERK	5,375.00
57170	5/14/2026	KWIATKOWSKI, CAROL REFUND/PUMP IT UP CLASS-JCC	7.50
57171	5/14/2026	MARTELLE WATER TREATMENT, INC. AQUA MAG BULK / WATER	2,966.48
57172	5/14/2026	MENARDS - WEST BEND SUPPLIES-STREETS	225.14
57173	5/14/2026	METLIFE EMPLOYEE VISION INSURANCE / MAY 2026	165.52
57174	5/14/2026	ODP BUSINESS SOLUTIONS, LLC LINERS, TOWEL, TISSUE, JCC	225.66
57175	5/14/2026	OZAUKEE COUNTY ID# 138 DVOF-86RJ4	820.00
57176	5/14/2026	PARKER, KERRY *REFUND*/PUIMP IT UP CLASS-JCC	5.25
57177	5/14/2026	REINDERS, INC. HICKORY PARK LAWN SEED	1,238.90
57178	5/14/2026	SCHLOEMER LAW FIRM MUNICIPAL ORDINANCE VIOLATIONS -JPD	643.50
57179	5/14/2026	SJE ANNUAL GAS CAL ON ALL 4 SENSERS	821.20
57180	5/14/2026	ST. JOSEPH'S COMMUNITY HOSPITAL OTHER DX SVS / WENDELBURG THOMAS / JPD	35.00

## GENERAL VILLAGE CHECKING

## Accounting Checks

Posted From: 5/01/2026 From Account:  
Thru: 5/31/2026 Thru Account:

Check Nbr	Check Date	Payee	Amount
57181	5/14/2026	STERICYCLE, INC. SHRED SERVICE 04-13- / ADMIN	189.64
57182	5/14/2026	STRYKER SALES, LLC KIT REPLACEMENT BATTERY	212.78
57183	5/14/2026	TENNIES ACE HARDWARE INC. APRIL 2026 PURCHASES	605.82
57184	5/14/2026	U.S. CELLULAR SIM CARDS - JPD	325.52
57185	5/14/2026	VERMEER-WISCONSIN, INC FILTER ENGINE/ ELEMENT FILTER-STREETS	75.05
57186	5/14/2026	VERONA SAFETY SUPPLY, INC RAIN JACKET-STREETS	87.28
57187	5/14/2026	WI DNR MUNICIPAL WELLS FEES / WATER	645.00
57188	5/21/2026	A/E GRAPHICS, INC. 8.5 X 5.5 INSERTS / JPD	53.00
57189	5/21/2026	BADGER MATS LLC HALLWAY MATS / DPW & MUNICIPAL BLDG	11,492.00
57190	5/21/2026	BERTELSEN JINNA REFUND / HICKORY PARK RENTAL / JCC	125.00
57191	5/21/2026	CARRICO AQUATIC RESOURCES PENTAIR WHISPERFLO SEAL KIT - SPLASH PAD	54.93
57192	5/21/2026	CHAVEZ, IMANOL HERRERA CC PAYMENT REFUND / PD WRONG JACKSON	187.90
57193	5/21/2026	COOK, RICHARD A PICKLEBALL INSTRUCTOR / 5-11-26 / REC	20.00
57194	5/21/2026	DELTA DENTAL OF WISCONSIN JUNE 2026 DENTAL INSURNACE	1,190.78
57195	5/21/2026	DREW, KYLE AND SARAH REFUND / SUMMER YOUTH BASEBALL	75.00
57196	5/21/2026	ENDURACLEAN, INC. MISC OPERATION SUPPLIES / WWTP	1,183.19
57197	5/21/2026	EUROFINS S-F ANALYTICAL LABS, INC CHEMICALS / WWTP	1,103.07
57198	5/21/2026	FELLERS, LINDSAY REFUND / SUMMER YOUTH BASEBALL	75.00
57199	5/21/2026	FOERSTER SIGN COMPANY PUBLIC WORKS & UTILITIES SIGN	822.00

## GENERAL VILLAGE CHECKING

## Accounting Checks

Posted From: 5/01/2026 From Account:  
Thru: 5/31/2026 Thru Account:

Check Nbr	Check Date	Payee	Amount
57200	5/21/2026	GILLITZER ELECTRIC SERVICES, INC. EXTERIOR LIGHTING ELECTRICAL WORK	1,872.19
57201	5/21/2026	HAWKINS, INC CHEMICALS / WATER	190.00
57202	5/21/2026	MENARDS - WEST BEND MISC. PARK SUPPLIES/TOOLS	58.82
57203	5/21/2026	MID-MORAINNE MUNICIPAL ASSOCIATION JOHN SCHLENZ/DON OLSON DINNER MEETING	82.00
57204	5/21/2026	ODP BUSINESS SOLUTIONS, LLC MISC JANITORIAL SUPPLIES / JCC	146.02
57205	5/21/2026	ST. JOSEPH'S COMMUNITY HOSPITAL OTHER DX SVS / KIEFER, ANNE / JPD	35.00
57206	5/21/2026	SUPPORT PAYMENT CLEARINGHOUSE 000431284201 / N WELCH / 5/18/26 PAYROLL	339.16
57207	5/21/2026	THE APPRAISAL RESOURCE GROUP APPRAISAL OF THE OAKS OUTLET 6	1,200.00
57208	5/21/2026	U.S. CELLULAR APRIL 2026 CELL PHONE	490.44
57209	5/21/2026	VERONA SAFETY SUPPLY, INC RAIN PANTS / STREETS	61.07
57210	5/21/2026	WASHINGTON COUNTY HIGHWAY DEPARTMENT APRIL 2026 COUNTY SERVICES	1,553.76
57211	5/21/2026	WISCONSIN DEPT OF FINANCIAL INSTITUTIONS NOTARY PUBLIC / PAM WOLF / DEPUTY CLERK	20.00
57212	5/21/2026	WISCONSIN HYDRANT REPAIR LLC REPAIR STRUCK BY HYDRAN-REIM ACCOUNT	842.83
57213	5/21/2026	WVRC- WAUKESHA EMERGENCY VISIT FOR DELTA / JPD	641.38
57214	5/21/2026	ZORN COMPRESSOR & EQUIPMENT, INC. EQUIPMENT MAINTENANCE / WWTP	1,966.74
57215	5/28/2026	AIRGAS USA, LLC OXYGEN RENTAL / MAY 2026 / JFD	148.95
57216	5/28/2026	BADGER LABORATORIES, INC MAY 2026 WET TEST- SEWER	5,500.00
57217	5/28/2026	BOND TRUST SERVICES CORPORATION 104087-PA /1.465 COMM BOND, SERIES 2023A	1,300.00
57218	5/28/2026	BOUND TREE MEDICAL, LLC MEDICAL SUPPLIES / JFD	989.55

## GENERAL VILLAGE CHECKING

## Accounting Checks

Posted From: 5/01/2026 From Account:  
 Thru: 5/31/2026 Thru Account:

Check Nbr	Check Date	Payee	Amount
57219	5/28/2026	CARRICO AQUATIC RESOURCES PENTAIR WHISPERFLO IMPELLER / PARKS	850.59
57220	5/28/2026	CHEMTRADE CHEMICALS US LLC ALUM SULFATE LIQ / SEWER	5,897.61
57221	5/28/2026	COMPANION LIFE INSURANCE COMPANY DENTAL INSURNACE / JUNE 2026	528.86
57222	5/28/2026	CORE & MAIN LP METERS, REGISTERS, WIRES / WATER	7,839.45
57223	5/28/2026	DORNER COMPANY CLA-VAL ALTITUDE VALVE / SEWER	7,406.98
57224	5/28/2026	EAGLE ENGRAVING, INC. APPARATUS / TEAM TAG / JFD	17.45
57225	5/28/2026	ENDURACLEAN, INC. MUNI COMPLEX SUPPLIES / ADMIN	949.00
57226	5/28/2026	EUROFINS S-F ANALYTICAL LABS, INC CHEMICALS / WWTP	36.58
57227	5/28/2026	FERGUSON WATERWORKS #1476 MISC MAINTENANCE SUPPLIES / WATER	850.00
57228	5/28/2026	GFL ENVIRONMENTAL MONTHLY TRASH PICK-UP / APRIL 2026	41,275.36
57229	5/28/2026	GILLITZER ELECTRICAL CONTRACTORS, INC. SPLASH PAD / PARKS	173.11
57230	5/28/2026	GRAINGER MISC MAINTENANCE SUPPLIES / PARKS	533.66
57231	5/28/2026	J.F. AHERN CO. 5 YEAR MAINTENANCE / MUNI COMPLEX	1,765.00
57232	5/28/2026	LAKESIDE EXTINGUISHER LLC INSPECT/CERTIFY FIRE EXTINGUISHERS	491.25
57233	5/28/2026	LAWINGER, MATTHEW MAILBOX REIMBURSEMENT / STREETS	50.00
57234	5/28/2026	MIDWEST FIBER NETWORKS MONTHLY INTERNET / JUNE 2026	805.00
57235	5/28/2026	NATIONAL REGISTRY OF EMERGENCY MEDICAL TECHS EMT APPLICATION FEE / JFD	104.00
57236	5/28/2026	PITNEY BOWES GLOBAL FINANCIAL SRV LLC LEASE 3/20 - 6/19/26 / WATER/SEWER	421.74
57237	5/28/2026	RELIANT FIRE APPARATUS, INC. PIERCE VELOCITY/MAIN PRIMER SWITCH / JFD	331.44

GENERAL VILLAGE CHECKING

Accounting Checks

Posted From: 5/01/2026 From Account:  
Thru: 5/31/2026 Thru Account:

Check Nbr	Check Date	Payee	Amount
57238	5/28/2026	SECURIAN FINANCIAL GROUP, INC. LIFE & ACCIDENT INSURANCE / JULY 2026	1,610.18
57239	5/28/2026	U.S. CELLULAR MONTHLY SERVICE CHARGES 5/9/26 - 6/8/26	458.78
57240	5/28/2026	VON BRIESEN & ROPER S.C SVCS THRU 4/30/26 / LABOR & PERSONNEL	423.50
57241	5/28/2026	WALDSCHMIDT'S TOWN & COUNTRY BELT CUTTER DECK / PARKS	388.92
57242	5/28/2026	WAVE COMMUNICATIONS, INC REMOVED ABANDONED ANTENNA'S / WATER	7,370.00
57243	5/28/2026	WCMA WCMA 2026 MEMBER FULL CONF / J HEIDTKE	280.00
57244	5/28/2026	WESTBURY BANK 3.025M PRINCIPAL PAYMENT / 06-01-2026	220,150.50
57245	5/28/2026	WISCONSIN DNR 2026 WASTEWATER/STORMWATER FEES / DNR	11,379.23
Grand Total			563,995.90

GENERAL VILLAGE CHECKING

Accounting Checks

Posted From: 5/01/2026 From Account:  
Thru: 5/31/2026 Thru Account:

	Amount
Total Expenditure from Fund # 100 - GENERAL FUND	140,344.79
Total Expenditure from Fund # 150 - HOTEL / MOTEL	164.58
Total Expenditure from Fund # 200 - WATER UTILITY	60,421.27
Total Expenditure from Fund # 300 - SEWER UTILITY	75,864.11
Total Expenditure from Fund # 450 - ARPA FUND	4,000.00
Total Expenditure from Fund # 500 - RECREATION	15,167.31
Total Expenditure from Fund # 600 - CAPITAL PROJECT FUND	17,960.20
Total Expenditure from Fund # 670 - TID #7	3,679.00
Total Expenditure from Fund # 700 - DEBT SERVICE FUND	221,450.50
Total Expenditure from Fund # 800 - PARK FUND	525.00
Total Expenditure from Fund # 900 - FIRE & RESCUE	24,419.14
Total Expenditure from all Funds	563,995.90

**TREASURERS REPORT**

(Depository Accounts)

**May 31, 2026**

	<b>BALANCE 4/30/2026</b>	<b>BALANCE 5/31/2026</b>
<b>GENERAL:</b>		
GENERAL CHECKING	\$1,212,754.52	\$852,917.82
CREDIT CARD ACCOUNT	\$119,412.26	\$13,086.84
HIPPA ACCOUNT	\$45,487.12	\$8,648.70
MONEY MARKET	\$11,016,988.47	\$10,515,268.57
DONATION ACCOUNT	\$2,149.73	\$2,149.73
PARK FEES	\$284,032.23	\$289,904.51
FIRE/RESCUE RESERVE	\$14,721.01	\$14,766.35
FIRE IMPACT FEE	\$267,928.95	\$272,849.93
POLICE IMPACT FEE	\$177,730.95	\$181,011.54
ANTIQUUE FIRE TRUCK	\$3,484.22	\$3,494.95
LAUREL SPRINGS	\$34,850.06	\$34,957.40
PERSHING ADVISOR SOLUTIONS LLC - ARPA	\$21,140.63	\$0.00
PERSHING ADVISOR SOLUTIONS LLC - GENERAL FUNDS	\$1,642,345.47	\$1,642,540.48
PERSHING ADVISOR SOLUTIONS LLC - MUNI BLDG RESERVE ACCT	\$292,009.12	\$292,335.56
PERSHING ADVISOR SOLUTIONS LLC - 2025A GO PROM NOTES	\$488,138.26	\$489,519.50
PERSHING ADVISOR SOLUTIONS LLC - 2026A GO PROM NOTES	\$2,462,784.02	\$2,469,253.09
PERSHING ADVISOR SOLUTIONS LLC - 2026B WATER/SEWER BOND	\$0.00	\$1,347,636.31
PERSHING ADVISOR SOLLUTIONS LLC - 2024A GO PROM NOTES	\$19,159.65	\$0.00
PERSHING ADVISOR SOLUTIONS LLC - DSR REVENUE BOND	\$540,367.41	\$541,735.33
PERSHING ADVISOR SOLUTIONS LLC - 2023B	\$38,032.23	\$0.00
	-----	-----
<b>TOTAL GENERAL</b>	<b>\$18,683,516.31</b>	<b>\$18,972,076.61</b>
	-----	-----
<b>WATER UTILITY:</b>		
WATER UTILITY DEPRECIATION FUND	\$27,217.07	\$27,300.90
WATER UTILITY RESERVE	\$141,514.84	\$141,950.73
WATER IMPACT FEES	\$141,718.52	\$145,946.18
	-----	-----
<b>TOTAL WATER UTILITY</b>	<b>\$310,450.43</b>	<b>\$315,197.81</b>
	-----	-----
<b>SEWER UTILITY:</b>		
DNR REPLACEMENT FUND	\$1,269,563.66	\$1,273,474.13
SEWER UTILITY RESERVE	\$88,380.66	\$88,652.89
SEWER DEPRECIATION FUND	\$6,844.15	\$6,865.23
SEWER SERVICE FEES	\$2,227,331.38	\$2,250,586.83
SEWER SPECIAL REDEMPTION FUND	\$2,975.70	\$2,984.87
	-----	-----
<b>TOTAL SEWER UTILITY</b>	<b>\$3,595,095.55</b>	<b>\$3,622,563.95</b>
	-----	-----
	-----	-----
<b>GRAND TOTAL:</b>	<b>\$22,589,062.29</b>	<b>\$22,909,838.37</b>
	-----	-----

Budget Comparison - Detail  
ADMIN ONLY

Account Number		2025 Actual 05/31/2025	2026 Actual 05/31/2026	2026 Budget	Budget Status	% of Budget
100-00-41110-000-000	GENERAL PROPERTY TAXES	0.00	0.00	4,640,295.54	-4,640,295.54	0.00
100-00-41140-000-000	MOBILE HOME PARKING FEES	37,623.51	40,671.40	90,000.00	-49,328.60	45.19
100-00-41310-000-000	TAXES FROM UTILITIES	0.00	0.00	160,000.00	-160,000.00	0.00
100-00-41490-000-000	INTEREST ON TAXES	0.00	892.92	0.00	892.92	0.00
100-00-42210-000-000	SHARED TAXES FROM STATE	0.00	0.00	230,507.89	-230,507.89	0.00
100-00-42211-000-000	STATE PERSONAL PROPERTY AID	72,223.68	92,563.60	92,563.60	0.00	100.00
100-00-42212-000-000	STATE VIDEO SERVICE AID	0.00	0.00	19,431.01	-19,431.01	0.00
100-00-42215-000-000	STATE AIDS-EXEMPT COMPUTER	0.00	0.00	20,689.13	-20,689.13	0.00
100-00-42220-000-000	STATE RECYCLING GRANTS	10,576.74	0.00	10,576.74	-10,576.74	0.00
100-00-42620-000-000	STATE AID - IN LIEU OF TAXES	447.29	470.20	440.00	30.20	106.86
100-00-42650-000-000	STATE TRANSPORTATION AIDS	178,073.46	307,176.72	409,568.97	-102,392.25	75.00
100-00-42655-000-000	SUPPLEMENTAL MUNICIPAL AID	0.00	0.00	215,261.92	-215,261.92	0.00
100-00-43110-000-000	LIQUOR LICENSE	4,052.00	540.00	4,200.00	-3,660.00	12.86
100-00-43113-000-000	GENERAL - GRANT REVENUES	75,906.20	74,000.00	0.00	74,000.00	0.00
100-00-43115-000-000	HOTEL / MOTEL LICENSE	0.00	293.00	300.00	-7.00	97.67
100-00-43120-000-000	OPERATORS LICENSE	1,888.00	92.00	2,800.00	-2,708.00	3.29
100-00-43160-000-000	CIGARETTE LICENSE	455.00	65.00	455.00	-390.00	14.29
100-00-43210-000-000	VIDEO FRANCHISE FEES	15,893.06	13,847.02	68,000.00	-54,152.98	20.36
100-00-43320-000-000	DOG LICENSE	3,745.00	4,029.00	4,250.00	-221.00	94.80
100-00-43330-000-000	CAT LICENSE	457.00	471.00	500.00	-29.00	94.20
100-00-43500-000-000	GENERAL - OTHER LICENSES	1,892.00	1,557.00	1,500.00	57.00	103.80
100-00-43550-000-000	PUBLICATION FEES	0.00	0.00	200.00	-200.00	0.00
100-00-45110-000-000	GENERAL - ADMIN FEES	6,393.00	7,548.00	10,608.00	-3,060.00	71.15
100-00-45790-000-000	NSF CHARGES	0.00	40.00	0.00	40.00	0.00
100-00-46850-000-000	AURORA HEALTH CARE PAYMENT	25,179.84	25,918.13	22,500.00	3,418.13	115.19
100-00-48110-000-000	INTEREST ON TEMP INVESTMENTS	138,199.69	74,851.89	50,000.00	24,851.89	149.70
100-00-48400-000-000	INSURANCE DIVIDENDS	33,901.00	22,537.00	25,500.00	-2,963.00	88.38
100-00-48601-000-000	VERIZON LEASE	29,284.99	29,284.99	29,284.99	0.00	100.00
100-00-48602-000-000	U.S. CELLULAR LEASE	40,493.72	40,493.72	40,493.72	0.00	100.00
<b>ADMIN ONLY - REV</b>		<b>676,685.18</b>	<b>737,342.59</b>	<b>6,149,926.51</b>	<b>-5,412,583.92</b>	<b>11.99</b>
<b>Total Revenues</b>		<b>676,685.18</b>	<b>737,342.59</b>	<b>6,149,926.51</b>	<b>-5,412,583.92</b>	<b>11.99</b>

Account Number		2025 Actual 05/31/2025	2026 Actual 05/31/2026	2026 Budget	Budget Status	% of Budget
100-00-51100-110-000	VILLAGE BOARD - WAGES	0.00	0.00	37,000.00	37,000.00	0.00
100-00-51100-110-111	APPOINTED COMMITTEE - WAGES	0.00	0.00	3,500.00	3,500.00	0.00
100-00-51100-130-000	VILLAGE BOARD - WRS	0.00	0.00	740.00	740.00	0.00
100-00-51100-135-000	VILLAGE BOARD - SOC SEC	0.00	0.00	2,294.00	2,294.00	0.00
100-00-51100-140-000	VILLAGE BOARD - MEDICARE	0.00	0.00	536.50	536.50	0.00
100-00-51100-310-000	VILLAGE BOARD-OFFICE EXPENSES	109.99	55.00	500.00	445.00	11.00
100-00-51100-340-000	VILLAGE BOARD-EDUC/TRAVEL/DUES	5,245.47	5,516.17	6,200.00	683.83	88.97
100-00-51300-310-000	ADMIN - PROFESSIONAL SERVICES	23,827.76	23,422.63	65,000.00	41,577.37	36.03
100-00-51320-000-000	ADMIN - DOG LICENSE	0.00	0.00	2,200.00	2,200.00	0.00
100-00-51330-000-000	ADMIN - CAT LICENSE	0.00	0.00	100.00	100.00	0.00
100-00-51410-110-001	ADMINISTRATIVE WAGES	40,466.44	39,306.48	102,175.98	62,869.50	38.47
100-00-51410-110-002	TREASURER DEPARTMENT WAGES	41,171.17	49,552.38	123,441.34	73,888.96	40.14
100-00-51410-110-003	CLERK DEPARTMENT WAGES	37,125.79	35,976.91	90,344.74	54,367.83	39.82
100-00-51410-125-001	ADMISTRATIVE - HEALTH & LIFE	3,412.31	4,385.54	10,171.82	5,786.28	43.11
100-00-51410-125-002	TREASURER DEPT - HEALTH & LIFE	11,480.52	15,071.97	47,759.56	32,687.59	31.56
100-00-51410-125-003	CLERK DEPT - HEALTH & LIFE	22,683.52	13,023.69	40,105.32	27,081.63	32.47
100-00-51410-130-001	ADMINISTRATIVE - WRS	3,314.60	3,352.80	8,736.05	5,383.25	38.38
100-00-51410-130-002	TREASURER DEPT - WRS	2,187.61	3,454.24	8,887.78	5,433.54	38.87
100-00-51410-130-003	CLERK DEPT - WRS	3,162.57	2,798.09	6,504.82	3,706.73	43.02
100-00-51410-135-001	ADMINISTRATIVE -SOC SECURITY	3,094.65	2,858.47	7,522.71	4,664.24	38.00
100-00-51410-135-002	TREASURER DEPT-SOCIAL SECURITY	2,450.31	2,943.11	7,653.36	4,710.25	38.46
100-00-51410-135-003	CLERK DEPT - SOCIAL SECURITY	1,846.17	2,194.29	5,601.37	3,407.08	39.17
100-00-51410-140-001	ADMINISTRATIVE - MEDICARE	723.75	668.52	1,759.34	1,090.82	38.00
100-00-51410-140-002	TREASURER DEPT - MEDICARE	573.03	688.29	1,789.90	1,101.61	38.45
100-00-51410-140-003	CLERK DEPT - MEDICARE	431.79	513.19	1,310.00	796.81	39.17
100-00-51410-145-002	TREASURER DEPT - MEDICAL REIMB	194.17	340.15	850.00	509.85	40.02
100-00-51410-145-003	CLERK DEPT - MEDICAL REIMB	382.73	192.30	720.00	527.70	26.71
100-00-51410-315-000	ADMIN - OFFICE SUPPLIES	1,053.46	549.13	2,000.00	1,450.87	27.46
100-00-51410-325-000	ADMIN - PRINTING / PUBLISHING	4,465.12	6,948.21	9,250.00	2,301.79	75.12
100-00-51410-330-000	ADMIN - TELEPHONE / INTERNET	1,270.12	1,319.32	3,000.00	1,680.68	43.98
100-00-51410-335-000	ADMIN - POSTAGE	2,019.28	866.56	2,900.00	2,033.44	29.88
100-00-51410-340-001	ADMINISTRATOR-EDUC/TRAVEL/DUES	1,321.69	1,231.89	5,100.00	3,868.11	24.15
100-00-51410-340-002	TREASURER - EDUC/TRAVEL/DUES	792.89	996.90	3,000.00	2,003.10	33.23
100-00-51410-340-003	CLERK - EDUC/TRAVEL/DUES	825.33	127.50	3,200.00	3,072.50	3.98
100-00-51410-350-000	ADMIN - TASC	1,363.61	1,348.34	2,500.00	1,151.66	53.93
100-00-51410-400-000	ADMIN - COPIER/SHREDDER	1,283.56	1,521.08	3,000.00	1,478.92	50.70
100-00-51410-402-000	ADMIN - COMPUTER SOFTWARE	27,514.93	27,746.92	28,000.00	253.08	99.10
100-00-51440-110-000	ADMIN - ELECTION - WAGES	13,594.49	8,216.80	58,254.06	50,037.26	14.11
100-00-51440-130-000	ADMIN - ELECTION - WRS	0.00	0.00	2,616.05	2,616.05	0.00
100-00-51440-135-000	ADMIN - ELECTION- SOC SECURITY	740.09	480.73	3,611.75	3,131.02	13.31
100-00-51440-140-000	ADMIN - ELECTION - MEDICARE	173.11	112.47	844.68	732.21	13.32
100-00-51440-301-000	ADMIN - ELECTION POSTAGE	1,032.33	575.14	5,000.00	4,424.86	11.50
100-00-51440-305-000	ADMIN - ELECTION SUPPLIES	1,172.48	585.64	5,000.00	4,414.36	11.71
100-00-51440-310-000	ADMIN - ELECTION MEALS	466.34	250.00	1,800.00	1,550.00	13.89
100-00-51440-315-000	ADMIN - ELECTION LEGAL ADS	170.93	52.00	1,000.00	948.00	5.20
100-00-51510-310-000	ADMIN - AUDIT / ACCOUNTING	12,850.00	14,550.00	30,000.00	15,450.00	48.50
100-00-51530-310-000	ADMIN - ASSESSMENT SERVICES	15,250.00	20,245.03	40,000.00	19,754.97	50.61
100-00-51540-311-000	ADMIN - COMPUTER EQUIPMENT	647.98	2,005.96	7,000.00	4,994.04	28.66
100-00-51540-315-000	ADMIN - WEB SITE	42.16	7,666.76	4,500.00	-3,166.76	170.37
100-00-51610-310-000	ADMIN - EMPLOYEE APPRECIATION	0.00	0.00	2,000.00	2,000.00	0.00
100-00-51610-320-000	ADMIN - BUILDING MAINTENANCE	1,678.15	1,487.39	7,300.00	5,812.61	20.38
100-00-51610-321-000	ADMIN - VEHICLE LEASE/MAINT	1,368.75	1,368.75	4,000.00	2,631.25	34.22

Budget Comparison - Detail  
ADMIN ONLY

Account Number		2025 Actual 05/31/2025	2026 Actual 05/31/2026	2026 Budget	Budget Status	% of Budget
100-00-51610-325-000	ADMIN - JANITORIAL	3,098.40	5,633.50	12,000.00	6,366.50	46.95
100-00-51610-330-000	ADMIN - PHONE SYS MAINT	0.00	0.00	1,000.00	1,000.00	0.00
100-00-51610-331-000	ADMIN - WATER/SEWER	143.36	167.93	1,300.00	1,132.07	12.92
100-00-51610-333-000	ADMIN - ELECTRIC/GAS	4,441.41	5,212.31	17,000.00	11,787.69	30.66
100-00-51610-334-000	ADMIN - COMPUTER SRVS	9,950.03	11,995.00	24,500.00	12,505.00	48.96
100-00-51807-000-000	ADMIN - NW BUSINESS PARK SIGN	428.67	433.00	1,700.00	1,267.00	25.47
100-00-51940-350-000	ADMIN - PROP & LIABILITY INSUR	-6,862.22	62,008.98	58,000.00	-4,008.98	106.91
100-00-51998-000-000	ADMIN - SALES TAX PAID	37.23	53.54	200.00	146.46	26.77
100-00-51999-905-000	ADMIN - BANK SERVICE FEES	120.00	55.00	0.00	-55.00	0.00
100-00-56340-110-000	ECONOMIC DEVELOPMENT - WAGES	7,225.87	7,259.31	19,158.00	11,898.69	37.89
<b>ADMIN ONLY - EXP</b>		<b>313,563.90</b>	<b>399,385.31</b>	<b>953,139.13</b>	<b>553,753.82</b>	<b>41.90</b>
<b>Total Expenses</b>		<b>313,563.90</b>	<b>399,385.31</b>	<b>953,139.13</b>	<b>553,753.82</b>	<b>41.90</b>
<b>Net Totals</b>		<b>363,121.28</b>	<b>337,957.28</b>	<b>5,196,787.38</b>	<b>4,858,830.10</b>	<b>6.50</b>

Budget Comparison - Detail  
POLICE DEPARTMENT

Account Number		2025	2026	2026 Budget	Budget Status	% of Budget
		Actual 05/31/2025	Actual 05/31/2026			
100-00-42540-000-000	POLICE - STATE AID	0.00	540.00	10,000.00	-9,460.00	5.40
100-00-44100-000-000	POLICE - COURT PENALTIES	7,348.54	6,873.82	42,558.00	-35,684.18	16.15
100-00-44151-000-000	POLICE - SALE OF PROPERTY	0.00	0.00	2,000.00	-2,000.00	0.00
100-00-44152-000-000	POLICE - ACCIDENT REPORTS	85.02	102.25	300.00	-197.75	34.08
100-00-44153-000-000	POLICE - OWI TESTS/FINGERPRINT	648.23	913.16	2,500.00	-1,586.84	36.53
100-00-44200-000-000	POLICE - PARKING FINES	1,564.00	4,418.00	4,500.00	-82.00	98.18
100-00-44600-000-000	POLICE - DONATIONS	4,831.46	5,184.25	0.00	5,184.25	0.00
100-00-44700-000-000	POLICE - WARRANT FEES	-941.00	0.00	1,000.00	-1,000.00	0.00
100-00-44800-000-000	POLICE - DVDS	57.00	0.00	100.00	-100.00	0.00
<b>POLICE DEPARTMENT - REV</b>		<b>13,593.25</b>	<b>18,031.48</b>	<b>62,958.00</b>	<b>-44,926.52</b>	<b>28.64</b>
<b>Total Revenues</b>		<b>13,593.25</b>	<b>18,031.48</b>	<b>62,958.00</b>	<b>-44,926.52</b>	<b>28.64</b>

Budget Comparison - Detail  
POLICE DEPARTMENT

Account Number		2025 Actual 05/31/2025	2026 Actual 05/31/2026	2026 Budget	Budget Status	% of Budget
100-00-52100-110-000	POLICE - PATROL WAGES	475,744.12	567,887.76	1,480,975.28	913,087.52	38.35
100-00-52100-125-000	POLICE - HEALTH & LIFE INSURAN	132,589.09	156,937.70	407,709.87	250,772.17	38.49
100-00-52100-130-000	POLICE - WRS	71,159.02	84,298.42	219,805.44	135,507.02	38.35
100-00-52100-135-000	POLICE - SOCIAL SECURITY	27,696.54	33,233.44	92,080.66	58,847.22	36.09
100-00-52100-140-000	POLICE - MEDICARE	6,477.39	7,772.41	21,534.99	13,762.58	36.09
100-00-52100-145-000	POLICE - MEDICAL REIMBURSE	2,256.11	2,903.73	7,500.00	4,596.27	38.72
100-00-52102-110-000	POLICE ADMIN - ASST WAGES	24,957.81	26,855.27	78,508.25	51,652.98	34.21
100-00-52102-125-000	POLICE ADMIN - HEALTH/LIFE	11,355.11	11,634.22	27,909.34	16,275.12	41.69
100-00-52102-130-000	POLICE ADMIN - WRS	1,494.30	1,593.20	4,141.69	2,548.49	38.47
100-00-52102-135-000	POLICE ADMIN - SOCIAL SECURITY	1,316.82	1,348.59	4,867.51	3,518.92	27.71
100-00-52102-140-000	POLICE ADMIN - MEDICARE	307.96	315.37	1,138.37	823.00	27.70
100-00-52102-145-000	POLICE ADMIN - MED REIMBURSE	192.30	192.30	500.00	307.70	38.46
100-00-52104-110-000	POLICE CROSSING GUARD - WAGES	2,526.57	2,754.86	7,000.00	4,245.14	39.36
100-00-52104-135-000	POLICE CROSSING GUARD -SOC SEC	156.66	170.80	434.00	263.20	39.35
100-00-52104-140-000	POLICE CROSSING GUARD-MEDICARE	36.64	39.95	101.50	61.55	39.36
100-00-52110-310-000	POLICE - ATTORNEY FEES	4,125.00	1,431.00	8,500.00	7,069.00	16.84
100-00-52110-312-000	POLICE - CRIME PREVENTION	21.90	1,514.40	1,800.00	285.60	84.13
100-00-52110-314-000	POLICE - UNIFORMS	2,965.82	4,585.13	10,000.00	5,414.87	45.85
100-00-52110-315-000	POLICE - EQUIPMENT	1,035.49	1,697.11	9,180.00	7,482.89	18.49
100-00-52110-317-000	POLICE - COPYING / PRINTING	479.05	939.13	2,900.00	1,960.87	32.38
100-00-52110-318-000	POLICE - OFFICE SUPPLIES/POSTG	694.74	658.74	2,500.00	1,841.26	26.35
100-00-52110-320-000	POLICE - ELECTRONICS MAINTENCE	1,591.44	2,006.45	3,500.00	1,493.55	57.33
100-00-52110-321-000	POLICE - FIREARMS / SUPPLIES	1,034.10	0.00	7,000.00	7,000.00	0.00
100-00-52110-322-000	POLICE - INVESTIGATION/OWI TST	103.00	869.65	3,500.00	2,630.35	24.85
100-00-52110-323-000	POLICE - FLEET LEASE/SETUP	31,725.25	25,015.80	61,390.06	36,374.26	40.75
100-00-52110-324-000	POLICE - EQUIPMENT MAINTENANCE	2,500.00	2,370.57	6,180.00	3,809.43	38.36
100-00-52110-325-000	POLICE - VEHICLE MAINTENANCE	820.27	445.25	5,150.00	4,704.75	8.65
100-00-52110-326-000	POLICE - TIRES	0.00	712.34	1,500.00	787.66	47.49
100-00-52110-327-000	POLICE - FUEL / LUBRICANTS	6,075.35	6,391.77	25,000.00	18,608.23	25.57
100-00-52110-328-000	POLICE - COMPUTR EQUIP/SOFTWRE	18,479.28	18,108.17	31,000.00	12,891.83	58.41
100-00-52110-329-000	POLICE - ANIMAL SERVICES	731.17	697.93	1,505.00	807.07	46.37
100-00-52110-330-000	POLICE - SYSTEM / SIM CARDS	2,097.31	2,107.31	3,000.00	892.69	70.24
100-00-52110-331-000	POLICE - CELL / TELEPHONES	1,450.67	1,592.20	4,000.00	2,407.80	39.81
100-00-52110-332-000	POLICE - PROPHOENIX SUPPORT	4,861.53	5,007.38	5,006.00	-1.38	100.03
100-00-52110-333-000	POLICE - BROADBAND SERVICE	436.46	507.62	950.00	442.38	53.43
100-00-52110-335-000	POLICE - BUILDING MAINTENANCE	2,837.90	993.78	7,500.00	6,506.22	13.25
100-00-52110-336-000	POLICE - UTILITIES	10,392.10	12,195.24	28,000.00	15,804.76	43.55
100-00-52110-338-000	POLICE - CLEANING	4,620.00	4,967.00	14,000.00	9,033.00	35.48
100-00-52110-340-000	POLICE - EDUC / TRAVEL / DUES	4,138.25	5,238.36	12,500.00	7,261.64	41.91
100-00-52110-411-000	POLICE-LEXIPOL ANNUAL MAINTENA	10,267.24	10,934.61	11,089.00	154.39	98.61
100-00-52110-500-000	POLICE - DONATIONS	458.23	64.99	0.00	-64.99	0.00
100-00-52110-790-000	POLICE - GRANT EXPENSES	2,511.14	0.00	0.00	0.00	0.00
<b>POLICE DEPARTMENT - EXP</b>		<b>874,719.13</b>	<b>1,008,989.95</b>	<b>2,620,856.96</b>	<b>1,611,867.01</b>	<b>38.50</b>
<b>Total Expenses</b>		<b>874,719.13</b>	<b>1,008,989.95</b>	<b>2,620,856.96</b>	<b>1,611,867.01</b>	<b>38.50</b>
<b>Net Totals</b>		<b>-861,125.88</b>	<b>-990,958.47</b>	<b>-2,557,898.96</b>	<b>-1,566,940.49</b>	<b>38.74</b>

Budget Comparison - Detail  
K-9 ACCOUNT

Account Number	2025 Actual 05/31/2025	2026 Actual 05/31/2026	2026 Budget	Budget Status	% of Budget
100-00-44600-100-000 POLICE - K-9 DONATIONS	1,970.88	1,550.00	0.00	1,550.00	0.00
<b>K-9 ACCOUNT - REV</b>	1,970.88	1,550.00	0.00	1,550.00	0.00
<b>Total Revenues</b>	1,970.88	1,550.00	0.00	1,550.00	0.00

Budget Comparison - Detail  
K-9 ACCOUNT

Account Number	2025 Actual 05/31/2025	2026 Actual 05/31/2026	2026 Budget	Budget Status	% of Budget
100-00-52115-370-000 POLICE - K-9 EXPENSE	215.00	1,269.38	0.00	-1,269.38	0.00
<b>K-9 ACCOUNT - EXP</b>	215.00	1,269.38	0.00	-1,269.38	0.00
<b>Total Expenses</b>	215.00	1,269.38	0.00	-1,269.38	0.00
<b>Net Totals</b>	1,755.88	280.62	0.00	-280.62	

Account Number		2025 Actual 05/31/2025	2026 Actual 05/31/2026	2026 Budget	Budget Status	% of Budget
100-00-52375-110-000	EMERG GOV - SALARIESFRINGES	0.00	0.00	1,000.00	1,000.00	0.00
100-00-52375-111-000	EMERG GOV - EQUIPMENT	75.00	0.00	1,500.00	1,500.00	0.00
100-00-52375-116-000	EMERG GOV - GENERATOR MAINT	0.00	0.00	2,500.00	2,500.00	0.00
<b>EMERGENCY GOVERNMENT - EXP</b>		<b>75.00</b>	<b>0.00</b>	<b>5,000.00</b>	<b>5,000.00</b>	<b>0.00</b>
<b>Total Expenses</b>		<b>75.00</b>	<b>0.00</b>	<b>5,000.00</b>	<b>5,000.00</b>	<b>0.00</b>
<b>Net Totals</b>		<b>-75.00</b>	<b>0.00</b>	<b>-5,000.00</b>	<b>-5,000.00</b>	

Budget Comparison - Detail  
BUILDING INSPECTION

Account Number		2025 Actual 05/31/2025	2026 Actual 05/31/2026	2026 Budget	Budget Status	% of Budget
100-00-43510-000-000	BLDG INSP - PERMITS	115,846.65	117,332.00	200,000.00	-82,668.00	58.67
100-00-43512-000-000	BLDG INSP - WI INSPECT SEALS	1,215.00	780.00	1,800.00	-1,020.00	43.33
100-00-43520-000-000	BLDG INSP - ADDRESS/FIRE #	1,279.00	1,035.00	2,000.00	-965.00	51.75
100-00-43540-000-000	BLDG INSP - EROSION PERMITS	5,610.00	5,200.00	5,000.00	200.00	104.00
100-00-43545-000-000	BLDG INSP - CONTRACT SERVICES	0.00	0.00	35,456.32	-35,456.32	0.00
<b>BUILDING INSPECTION - REV</b>		<b>123,950.65</b>	<b>124,347.00</b>	<b>244,256.32</b>	<b>-119,909.32</b>	<b>50.91</b>
<b>Total Revenues</b>		<b>123,950.65</b>	<b>124,347.00</b>	<b>244,256.32</b>	<b>-119,909.32</b>	<b>50.91</b>

Budget Comparison - Detail  
BUILDING INSPECTION

Account Number		2025 Actual 05/31/2025	2026 Actual 05/31/2026	2026 Budget	Budget Status	% of Budget
100-00-52410-110-000	BLDG INSP - WAGES	49,055.70	43,005.33	187,292.89	144,287.56	22.96
100-00-52410-125-000	BLDG INSP - HEALTH/LIFE INSUR	4,720.02	4,841.94	22,860.19	18,018.25	21.18
100-00-52410-130-000	BLDG INSP - WRS	2,322.50	2,478.20	11,843.37	9,365.17	20.92
100-00-52410-135-000	BLDG INSP - SOCIAL SECURITY	2,982.50	2,602.07	11,612.34	9,010.27	22.41
100-00-52410-140-000	BLDG INSP - MEDICARE	697.49	608.54	2,715.79	2,107.25	22.41
100-00-52410-145-000	BUILD INSP - MEDICAL REIMBURSE	192.30	192.30	1,000.00	807.70	19.23
100-00-52410-315-000	BLDG INSP - EQUIPMENT MAINT	0.00	0.00	1,000.00	1,000.00	0.00
100-00-52410-320-000	BLDG INSP - FUEL / MILEAGE	193.47	126.25	750.00	623.75	16.83
100-00-52410-325-000	BLDG INSP - OFFICE SUPP/POST	292.39	258.94	900.00	641.06	28.77
100-00-52410-330-000	BLDG INSP - CLOTHING	0.00	195.25	300.00	104.75	65.08
100-00-52410-335-000	BLDG INSP - CONTRACT INSPECT	0.00	440.00	10,000.00	9,560.00	4.40
100-00-52410-340-000	BLDG INSP - EDUC/TRAVL/DUES	810.32	1,377.58	2,500.00	1,122.42	55.10
100-00-52410-345-000	BLDG INSP - PRINTING	439.23	162.25	1,000.00	837.75	16.23
100-00-52410-350-000	BLDG INSP - WI PERMIT SEALS	1,002.80	0.00	1,000.00	1,000.00	0.00
100-00-52410-355-000	BLDG INSP - ADDRESS/FIRE #	1,942.61	1,293.04	1,200.00	-93.04	107.75
100-00-52410-360-000	BLDG INSP - CELL PHONE	168.41	212.16	750.00	537.84	28.29
100-00-52410-400-000	BLDG INSP - COMP EQUIP/SOFTWRE	2,240.83	839.48	4,000.00	3,160.52	20.99
<b>BUILDING INSPECTION - EXP</b>		<b>67,060.57</b>	<b>58,633.33</b>	<b>260,724.58</b>	<b>202,091.25</b>	<b>22.49</b>
<b>Total Expenses</b>		<b>67,060.57</b>	<b>58,633.33</b>	<b>260,724.58</b>	<b>202,091.25</b>	<b>22.49</b>
<b>Net Totals</b>		<b>56,890.08</b>	<b>65,713.67</b>	<b>-16,468.26</b>	<b>-82,181.93</b>	<b>-399.03</b>

Account Number		2025 Actual 05/31/2025	2026 Actual 05/31/2026	2026 Budget	Budget Status	% of Budget
100-00-53200-110-000	ENGINEERING - WAGES	19,792.51	12,501.87	44,621.00	32,119.13	28.02
100-00-53200-125-000	ENGINEERING - HEALTH/LIFE	2,752.30	5,115.07	10,083.25	4,968.18	50.73
100-00-53200-130-000	ENGINEERING - WRS	1,187.24	887.08	3,212.71	2,325.63	27.61
100-00-53200-135-000	ENGINEERING - SOCIAL SECURITY	1,252.54	736.41	2,766.50	2,030.09	26.62
100-00-53200-140-000	ENGINEERING - MEDICARE	292.95	172.20	647.00	474.80	26.62
100-00-53200-145-000	ENGINEERING - MED REIMBURSE	61.01	48.14	125.00	76.86	38.51
100-00-53200-300-000	ENGINEERING - CELL/TELEPHONES	96.67	339.38	900.00	560.62	37.71
100-00-53200-310-000	ENG - MATERIALS/SUPPLIES	256.66	0.00	1,000.00	1,000.00	0.00
100-00-53200-320-000	ENGINEERING - FUEL/LUBRICANTS	0.00	0.00	300.00	300.00	0.00
100-00-53200-340-000	ENGINEERING - EDUC/TRAVEL/DUES	1,418.00	551.00	3,050.00	2,499.00	18.07
100-00-53200-410-000	ENGINEERING - COMPUTER UPGRADE	1,065.33	0.00	0.00	0.00	0.00
100-00-53200-500-000	ENGINEERING -CONTRACT SERVICES	0.00	133.75	12,000.00	11,866.25	1.11
<b>ENGINEERING - EXP</b>		<b>28,175.21</b>	<b>20,484.90</b>	<b>78,705.46</b>	<b>58,220.56</b>	<b>26.03</b>
<b>Total Expenses</b>		<b>28,175.21</b>	<b>20,484.90</b>	<b>78,705.46</b>	<b>58,220.56</b>	<b>26.03</b>
<b>Net Totals</b>		<b>-28,175.21</b>	<b>-20,484.90</b>	<b>-78,705.46</b>	<b>-58,220.56</b>	<b>26.03</b>

Budget Comparison - Detail  
D.P.W.

Account Number		2025	2026	2026	Budget	Budget	% of
		Actual	Actual				
		05/31/2025	05/31/2026				
100-00-45410-000-000	PUBLIC WORKS REVENUE	348.80	0.00	0.00	0.00	0.00	0.00
100-00-45430-000-000	RECYCLING REVENUE	1,378.83	0.00	1,000.00	-1,000.00	0.00	0.00
100-00-45720-000-000	STREET OPENING PERMITS	5,200.00	16,500.00	2,000.00	14,500.00	825.00	825.00
100-00-45730-000-000	PLANNING / ZONING FEES	1,375.00	2,900.00	2,000.00	900.00	145.00	145.00
<b>DPW - REV</b>		<b>8,302.63</b>	<b>19,400.00</b>	<b>5,000.00</b>	<b>14,400.00</b>	<b>388.00</b>	<b>388.00</b>
<b>Total Revenues</b>		<b>8,302.63</b>	<b>19,400.00</b>	<b>5,000.00</b>	<b>14,400.00</b>	<b>388.00</b>	<b>388.00</b>

Account Number		2025 Actual 05/31/2025	2026 Actual 05/31/2026	2026 Budget	Budget Status	% of Budget
100-00-53302-110-000	STREETS OPERATION - WAGES	88,488.24	70,427.49	181,368.07	110,940.58	38.83
100-00-53302-125-000	STREETS OPERATION - HEALTH	30,665.06	26,601.41	68,115.52	41,514.11	39.05
100-00-53302-130-000	STREETS OPERATION - WRS	5,954.24	5,070.79	13,058.50	7,987.71	38.83
100-00-53302-135-000	STREETS OPERATION - SOC SECURI	5,148.20	4,049.50	11,244.82	7,195.32	36.01
100-00-53302-140-000	STREETS OPERATION - MEDICARE	1,204.06	947.10	2,629.84	1,682.74	36.01
100-00-53302-145-000	STREETS OPERATION - MED REIMBU	617.80	501.02	1,575.00	1,073.98	31.81
100-00-53310-310-000	STREETS - MACHINERY / EQUIPMNT	14,199.52	22,633.20	46,900.00	24,266.80	48.26
100-00-53310-311-000	STREETS - FUEL / LUBRICANTS	7,783.19	12,743.34	19,350.00	6,606.66	65.86
100-00-53310-312-000	STREETS - WEED CONTROL / GRASS	0.00	32.77	500.00	467.23	6.55
100-00-53310-313-000	STREETS - STREET SWEEPING	1,324.39	1,276.96	8,000.00	6,723.04	15.96
100-00-53310-314-000	STREETS - SIGNS	1,561.26	117.10	5,000.00	4,882.90	2.34
100-00-53310-315-000	STREETS - TOOLS	272.85	1,216.69	2,500.00	1,283.31	48.67
100-00-53310-316-000	STREETS - SALT / SAND	58,740.44	65,142.44	64,650.00	-492.44	100.76
100-00-53310-317-000	STREETS - ASPHALT PATCHING	1,733.04	730.80	4,100.00	3,369.20	17.82
100-00-53310-318-000	STREETS - CURB/GUTTER/SIDEWALK	750.00	0.00	5,150.00	5,150.00	0.00
100-00-53310-319-000	STREETS - PAINTING / STRIPING	0.00	0.00	10,300.00	10,300.00	0.00
100-00-53310-320-000	STREETS - SNOW / ICE REMOVAL	250.00	1,121.53	1,500.00	378.47	74.77
100-00-53310-322-000	STREETS - OPERATING SUPPLIES	1,538.35	663.71	2,000.00	1,336.29	33.19
100-00-53310-323-000	STREETS - STREET REPAIR	3,166.60	1,085.87	23,500.00	22,414.13	4.62
100-00-53310-324-000	STREETS - BLDGS / GROUNDS	3,156.80	4,257.99	30,500.00	26,242.01	13.96
100-00-53310-325-000	STREETS - CELL PHONES	155.82	220.70	1,000.00	779.30	22.07
100-00-53310-326-000	STREETS - UNIFORMS/SUPPLIES	2,620.09	2,471.34	5,100.00	2,628.66	48.46
100-00-53310-340-000	STREETS - EDUC / TRAVEL / DUES	854.54	960.74	3,050.00	2,089.26	31.50
100-00-53310-412-000	STREETS - CRACK FILLING	0.00	0.00	25,700.00	25,700.00	0.00
100-00-53310-416-000	STREETS - PORTABLE RADIOS	0.00	29.98	3,050.00	3,020.02	0.98
100-00-53310-422-000	STREETS - UTILITIES	7,730.59	8,842.64	19,350.00	10,507.36	45.70
100-00-53420-330-000	STREET LIGHTING - ELECTRICITY	47,801.51	48,168.35	137,500.00	89,331.65	35.03
100-00-53420-331-000	STREET LIGHTING - POLES	0.00	916.50	12,200.00	11,283.50	7.51
100-00-53441-310-000	STORM SEWER - CLEANING/REPAIR	0.00	0.00	3,050.00	3,050.00	0.00
100-00-53624-110-000	TRASH CHIPPING/BRUSH - WAGES	5,873.54	15,183.78	41,777.76	26,593.98	36.34
100-00-53624-125-000	TRASH CHIPPING/BRUSH - HEALTH	1,341.19	6,338.21	7,858.80	1,520.59	80.65
100-00-53624-130-000	TRASH CHIPPING/BRUSH - WRS	408.21	1,093.25	3,008.00	1,914.75	36.34
100-00-53624-135-000	TRASH CHIPPING/BRUSH - SOC SEC	344.77	871.88	2,590.22	1,718.34	33.66
100-00-53624-140-000	TRASH CHIPPING/BRUSH - MEDICAR	80.63	203.93	605.78	401.85	33.66
100-00-53624-145-000	TRASH CHIPPING/BRUSH - MED REI	39.06	115.41	200.00	84.59	57.71
100-00-53625-315-000	TRASH - CURBSIDE PICKUP	107,804.50	109,052.02	269,000.00	159,947.98	40.54
100-00-53625-325-000	TRASH - CHIPPING / BRUSH	0.00	-20.00	20,000.00	20,020.00	-0.10
100-00-53625-326-000	TRASH - SPRING CLEANUP DAY	498.35	5,278.50	5,000.00	-278.50	105.57
100-00-53635-325-000	RECYCLING - CURBSIDE PICKUP	85,839.72	80,951.76	212,700.00	131,748.24	38.06
100-00-55200-145-000	PARKS - MEDICAL REIMBURSE	-210.88	0.00	0.00	0.00	0.00
100-00-55202-110-000	PARKS OPERATIONS - WAGES	26,487.65	49,775.10	139,590.31	89,815.21	35.66
100-00-55202-125-000	PARKS OPERATION - HEALTH & LIF	6,055.44	18,798.02	30,563.96	11,765.94	61.50
100-00-55202-130-000	PARKS OPERATIONS - WRS	1,840.89	3,583.82	10,050.50	6,466.68	35.66
100-00-55202-135-000	PARKS OPERATIONS - SOCIAL SECU	1,546.33	2,860.28	8,654.60	5,794.32	33.05
100-00-55202-140-000	PARKS OEPRATIONS - MEDICARE	361.63	668.96	2,024.06	1,355.10	33.05
100-00-55202-145-000	PARKS OPERATION - MED REIMBURS	372.08	351.77	725.00	373.23	48.52
100-00-55210-310-000	PARKS - MACHINERY / EQUIPMENT	1,239.41	2,424.99	5,050.00	2,625.01	48.02
100-00-55210-311-000	PARKS - BUILDING MAINTENANCE	-9,248.53	2,892.69	6,150.00	3,257.31	47.04
100-00-55210-312-000	PARKS - TREES / SHRUBS	6,217.63	194.78	12,200.00	12,005.22	1.60
100-00-55210-313-000	PARKS - TOOLS	29.99	122.76	500.00	377.24	24.55
100-00-55210-314-000	PARKS - OPERATING SUPPLIES	0.00	0.00	1,500.00	1,500.00	0.00
100-00-55210-315-000	PARKS - TABLES / BENCHES	87.43	12.39	1,000.00	987.61	1.24

Account Number		2025 Actual 05/31/2025	2026 Actual 05/31/2026	2026 Budget	Budget Status	% of Budget
100-00-55210-316-000	PARKS - PAPER/CLEAN PRODUCTS	802.84	558.82	2,550.00	1,991.18	21.91
100-00-55210-317-000	PARKS - BALLFIELD MAINTENANCE	1,645.94	0.00	3,050.00	3,050.00	0.00
100-00-55210-319-000	PARKS - PLAY APPARATUS MAINT	55.50	8.58	500.00	491.42	1.72
100-00-55210-330-000	PARKS - TELEPHONE	118.23	316.61	1,000.00	683.39	31.66
100-00-55210-331-000	PARKS - FUELS / LUBRICANTS	449.78	399.81	4,050.00	3,650.19	9.87
100-00-55210-332-000	PARKS - ELECTRICITY / GAS	6,163.49	6,589.31	13,250.00	6,660.69	49.73
100-00-55210-333-000	PARKS - WATER / SEWER	1,156.83	1,396.38	9,150.00	7,753.62	15.26
100-00-55210-334-000	PARKS - GROUNDS MAINTENANCE	146.73	2,533.30	1,500.00	-1,033.30	168.89
100-00-55210-340-000	PARKS - EDUC / TRAVEL / DUES	1,726.15	250.00	2,050.00	1,800.00	12.20
100-00-55210-422-000	PARKS - SPLASH PAD CHEMICALS	1,242.97	1,301.16	4,050.00	2,748.84	32.13
100-00-55210-425-000	PARKS - BANNERS / FLAGS	0.00	550.00	1,000.00	450.00	55.00
100-00-55210-436-000	PARKS - FERTILIZER/WEED CNTRL	0.00	0.00	5,100.00	5,100.00	0.00
100-00-55210-439-000	PARKS - CAPITAL PROJECTS	12,762.39	0.00	20,400.00	20,400.00	0.00
=====						
	<b>DPW - EXP</b>	<b>548,996.48</b>	<b>594,888.23</b>	<b>1,560,340.74</b>	<b>965,452.51</b>	<b>38.13</b>
=====						
	<b>Total Expenses</b>	<b>548,996.48</b>	<b>594,888.23</b>	<b>1,560,340.74</b>	<b>965,452.51</b>	<b>38.13</b>
=====						
<b>Net Totals</b>		<b>-540,693.85</b>	<b>-575,488.23</b>	<b>-1,555,340.74</b>	<b>-979,852.51</b>	<b>37.00</b>

Budget Comparison - Detail  
PARKS

Account Number		2025 Actual 05/31/2025	2026 Actual 05/31/2026	2026 Budget	Budget Status	% of Budget
800-00-45830-000-000	PARK FUND - FEES COLLECTED	43,923.00	19,952.00	10,000.00	9,952.00	199.52
800-00-48110-000-000	PARK FUND - INT ON INVESTMENTS	2,834.93	3,356.73	1,000.00	2,356.73	335.67
<b>PARK - REV</b>		<b>46,757.93</b>	<b>23,308.73</b>	<b>11,000.00</b>	<b>12,308.73</b>	<b>211.90</b>
<b>Total Revenues</b>		<b>46,757.93</b>	<b>23,308.73</b>	<b>11,000.00</b>	<b>12,308.73</b>	<b>211.90</b>

Budget Comparison - Detail  
PARKS

Account Number	2025 Actual 05/31/2025	2026 Actual 05/31/2026	2026 Budget	Budget Status	% of Budget
800-00-55210-420-000      PARK FUND - IMPACT PROJECTS	0.00	525.00	100,000.00	99,475.00	0.53
=====					
PARK - EXP	0.00	525.00	100,000.00	99,475.00	0.53
=====					
<b>Total Expenses</b>	0.00	525.00	100,000.00	99,475.00	0.53
=====					
<b>Net Totals</b>	46,757.93	22,783.73	-89,000.00	-111,783.73	-25.60

Budget Comparison - Detail  
HOTEL/MOTEL

Account Number	2025 Actual 05/31/2025	2026 Actual 05/31/2026	2026 Budget	Budget Status	% of Budget
150-00-41210-000-000 HOTEL/MOTEL - ROOM TAX	9,854.99	9,219.21	61,385.58	-52,166.37	15.02
<b>HOTEL/MOTEL - REV</b>	9,854.99	9,219.21	61,385.58	-52,166.37	15.02
<b>Total Revenues</b>	9,854.99	9,219.21	61,385.58	-52,166.37	15.02

Budget Comparison - Detail  
HOTEL/MOTEL

Account Number		2025 Actual 05/31/2025	2026 Actual 05/31/2026	2026 Budget	Budget Status	% of Budget
150-00-51100-395-001	COMMUNITY EVENTS & ADVERTISING	23,137.00	14,684.97	30,885.58	16,200.61	47.55
150-00-51100-395-002	WASHINGTON COUNTY SUPPORT	6,000.00	6,000.00	6,000.00	0.00	100.00
150-00-51100-395-003	VILLAGE TOURISM/PROMOTION	11,540.63	11,626.42	24,500.00	12,873.58	47.45
<b>HOTEL/MOTEL - EXP</b>		<b>40,677.63</b>	<b>32,311.39</b>	<b>61,385.58</b>	<b>29,074.19</b>	<b>52.64</b>
<b>Total Expenses</b>		<b>40,677.63</b>	<b>32,311.39</b>	<b>61,385.58</b>	<b>29,074.19</b>	<b>52.64</b>
<b>Net Totals</b>		<b>-30,822.64</b>	<b>-23,092.18</b>	<b>0.00</b>	<b>23,092.18</b>	

Budget Comparison - Detail  
WATER

Account Number		2025 Actual 05/31/2025	2026 Actual 05/31/2026	2026 Budget	Budget Status	% of Budget
200-00-45612-000-632	WATER - IMPACT FEE	35,948.00	15,136.00	20,000.00	-4,864.00	75.68
200-00-45790-000-000	WATER - NSF CHARGES	0.00	135.00	0.00	135.00	0.00
200-00-46100-451-000	WATER - RESIDENT METERED SALES	189,563.05	194,659.40	908,350.00	-713,690.60	21.43
200-00-46100-452-000	WATER - COMMERC METERED SALES	26,565.19	22,531.93	119,230.00	-96,698.07	18.90
200-00-46100-453-000	WATER - INDUSTR METERED SALES	14,456.17	13,908.06	66,220.00	-52,311.94	21.00
200-00-46100-454-000	WATER - PUBL AUTH METERED SLS	3,431.66	3,714.34	18,000.00	-14,285.66	20.64
200-00-46100-455-000	WATER - MULTI FAMILY RESIDENT	22,499.74	22,922.36	67,530.00	-44,607.64	33.94
200-00-46100-461-000	WATER - PUBL AUTH / PRIV FIRE	478.50	601.50	0.00	601.50	0.00
200-00-46100-462-000	WATER - PRIVATE FIRE PROTECTN	13,102.01	13,167.00	64,330.00	-51,163.00	20.47
200-00-46100-463-000	WATER - PUBLIC FIRE PROTECTION	113,066.54	121,370.81	617,950.00	-496,579.19	19.64
200-00-46100-470-000	WATER - PENALTIES	1,974.42	2,040.26	4,000.00	-1,959.74	51.01
200-00-46200-419-000	WATER - INTEREST ON INVESTMNTS	9,930.65	8,338.54	23,000.00	-14,661.46	36.25
200-00-46200-500-000	WATER - BULK WATER USAGE	7,704.80	9,434.40	61,682.00	-52,247.60	15.30
200-00-46200-550-000	WATER - PRIVATE WELL PERMIT	0.00	40.00	0.00	40.00	0.00
200-00-46500-000-419	WATER - MISC REVENUE	989.98	31,147.82	0.00	31,147.82	0.00
<b>WATER - REV</b>		<b>439,710.71</b>	<b>459,147.42</b>	<b>1,970,292.00</b>	<b>-1,511,144.58</b>	<b>23.30</b>
<b>Total Revenues</b>		<b>439,710.71</b>	<b>459,147.42</b>	<b>1,970,292.00</b>	<b>-1,511,144.58</b>	<b>23.30</b>

Budget Comparison - Detail  
WATER

Account Number		2025 Actual 05/31/2025	2026 Actual 05/31/2026	2026 Budget	Budget Status	% of Budget
200-00-51104-000-000	WATER - TWIN CREEKS	310.89	386.36	0.00	-386.36	0.00
200-00-52000-110-000	WATER PUMPING PLANT - WAGES	7,876.78	0.00	0.00	0.00	0.00
200-00-52000-125-000	WATER PUMPING PLANT - HEALTH	1,760.73	227.40	0.00	-227.40	0.00
200-00-52000-130-000	WATER PUMPING PLANT - WRS	547.44	0.00	0.00	0.00	0.00
200-00-52000-135-000	WATER PUMPING PLANT - SOC SEC	466.44	0.00	0.00	0.00	0.00
200-00-52000-140-000	WATER PUMPING PLANT - MEDICARE	109.11	0.00	0.00	0.00	0.00
200-00-52000-145-000	WATER PUMPING PLANT - MED REIM	43.11	0.00	0.00	0.00	0.00
200-00-52000-622-000	WATER -UTILITIES	36,593.13	36,860.95	88,550.00	51,689.05	41.63
200-00-52000-623-000	WATER - PUMP PLANT OPERATIONS	9,095.20	10,496.69	22,650.00	12,153.31	46.34
200-00-52000-623-300	WATER - PUMP PLANT EQUIPMENT	12,698.62	114.44	16,450.00	16,335.56	0.70
200-00-52000-624-000	WATER - TELEPHONE	1,228.00	3,273.92	4,100.00	826.08	79.85
200-00-52000-625-301	WATER - BUILDING / GROUNDS	34,841.97	19,349.38	154,500.00	135,150.62	12.52
200-00-52000-625-403	WATER - WELL MAINTENANCE	0.00	0.00	15,450.00	15,450.00	0.00
200-00-52000-625-405	WATER - WATER TOWER MAINT	0.00	176,882.00	20,600.00	-156,282.00	858.65
200-00-53000-110-000	WATER DIGGERS HOTLINE - WAGES	2,798.87	2,270.61	6,891.60	4,620.99	32.95
200-00-53000-125-000	WATER DIGGERS HOTLINE - HEALTH	791.36	1,087.82	1,956.45	868.63	55.60
200-00-53000-130-000	WATER DIGGERS HOTLINE - WRS	194.53	163.48	496.20	332.72	32.95
200-00-53000-135-000	WATER DIGGERS - SOCIAL SECURIT	161.16	130.15	427.28	297.13	30.46
200-00-53000-140-000	WATER DIGGERS HOT - MEDICARE	37.70	30.44	99.93	69.49	30.46
200-00-53000-145-000	WATER DIGGERS HOTLINE - MED RE	17.47	18.04	62.50	44.46	28.86
200-00-53000-631-000	WATER - TREATMENT CHEMICALS	8,421.98	12,139.94	30,900.00	18,760.06	39.29
200-00-53000-632-000	WATER DIGGERS HOTLINE EXPENSES	1,585.76	238.37	4,100.00	3,861.63	5.81
200-00-54000-110-000	WATER DISTRIBUTION - WAGES	105,096.30	82,559.60	291,539.72	208,980.12	28.32
200-00-54000-125-000	WATER DISTRIBUTION - HEALTH	23,646.60	35,538.86	74,249.25	38,710.39	47.86
200-00-54000-130-000	WATER DISTRIBUTION - WRS	6,611.54	5,944.23	20,990.86	15,046.63	28.32
200-00-54000-135-000	WATER DISTRIBUTION - SOC SECUR	6,120.57	4,533.42	18,075.46	13,542.04	25.08
200-00-54000-140-000	WATER DISTRIBUTION - MEDICARE	1,431.41	1,060.23	4,227.33	3,167.10	25.08
200-00-54000-145-000	WATER DISTRIBUTION - MED REIMB	555.09	563.75	1,937.50	1,373.75	29.10
200-00-54000-641-300	WATER - TOOLS	2,063.73	149.99	6,150.00	6,000.01	2.44
200-00-54000-650-300	WATER - ENERGENICS MONITORING	0.00	0.00	5,150.00	5,150.00	0.00
200-00-54000-650-301	WATER - CATHODIC PROTECTION	0.00	1,660.00	3,050.00	1,390.00	54.43
200-00-54000-650-404	WATER - THERMAL BONDING	0.00	0.00	3,050.00	3,050.00	0.00
200-00-54000-651-300	WATER - REPAIR/REPLACE MAINS	60,424.24	2,600.07	170,000.00	167,399.93	1.53
200-00-54000-651-402	WATER - SYSTEM STUDY	627.00	3,869.42	20,600.00	16,730.58	18.78
200-00-54000-651-403	WATER - SYSTEM MAPPING	7,914.88	25,791.92	25,750.00	-41.92	100.16
200-00-54000-653-000	WATER - METERS/REGISTERS/WIRE	15,892.63	19,851.16	51,500.00	31,648.84	38.55
200-00-54000-653-301	WATER - LARGE METER TESTING	0.00	0.00	3,600.00	3,600.00	0.00
200-00-54000-654-000	WATER - HYDRANT MAINTENANCE	765.00	0.00	4,100.00	4,100.00	0.00
200-00-54000-654-300	WATER - HYDRANT PAINTING	0.00	0.00	10,300.00	10,300.00	0.00
200-00-55000-110-000	WATER ACCT/BILLING - WAGES	12,388.84	15,938.51	50,748.36	34,809.85	31.41
200-00-55000-125-000	WATER ACCT/BILLING - HEALTH	5,703.08	6,552.46	18,191.00	11,638.54	36.02
200-00-55000-130-000	WATER ACCT/BILLING -WRS	765.90	1,048.93	2,708.90	1,659.97	38.72
200-00-55000-135-000	WATER ACCT/BILLING - SOC SEC	696.16	923.73	3,146.40	2,222.67	29.36
200-00-55000-140-000	WATER ACCT/BILLING - MEDICARE	162.85	216.04	735.85	519.81	29.36
200-00-55000-145-000	WATER ACCT/BILLING - MED REIMB	95.90	128.27	325.00	196.73	39.47
200-00-55000-923-300	WATER - CELL PHONES	203.80	664.90	1,600.00	935.10	41.56
200-00-55000-923-301	WATER - AUDIT / ACCOUNTNG	6,425.00	10,650.00	15,450.00	4,800.00	68.93
200-00-57000-110-000	WATER ADMIN - WAGES	15,718.08	15,730.38	42,005.50	26,275.12	37.45
200-00-57000-125-000	WATER ADMIN - HEALTH & LIFE	4,926.58	6,380.15	14,390.10	8,009.95	44.34
200-00-57000-130-000	WATER ADMIN - WRS	1,092.42	1,132.58	3,024.40	1,891.82	37.45
200-00-57000-135-000	WATER ADMIN - SOCIAL SECURITY	927.00	927.08	2,604.34	1,677.26	35.60
200-00-57000-140-000	WATER ADMIN - MEDICARE	216.81	216.83	609.08	392.25	35.60

Account Number		2025 Actual 05/31/2025	2026 Actual 05/31/2026	2026 Budget	Budget Status	% of Budget
200-00-57000-145-000	WATER ADMIN - MED REIMBURSE	91.57	72.24	187.50	115.26	38.53
200-00-57000-921-000	WATER - OFFICE SUPPLIES	191.74	138.60	2,050.00	1,911.40	6.76
200-00-57000-921-300	WATER - POSTAGE/COPIES	2,912.27	2,843.06	12,350.00	9,506.94	23.02
200-00-57000-922-000	WATER - UNIFORMS/SAFETY EQUIP	2,471.69	1,357.79	6,150.00	4,792.21	22.08
200-00-57000-924-000	WATER - PROP/LIABTY INSURANCE	72,578.48	82,678.64	86,800.00	4,121.36	95.25
200-00-57000-928-000	WATER - REGULATORY COMM	0.00	699.42	3,600.00	2,900.58	19.43
200-00-57000-930-000	WATER - GENERAL EXPENSES	4,132.06	2,977.32	10,300.00	7,322.68	28.91
200-00-57000-930-300	WATER - EDUC / TRAVEL / DUES	6,050.82	3,669.75	9,250.00	5,580.25	39.67
200-00-57000-930-301	WATER - EMERGNCY RESPNSE REPTS	1,375.00	2,845.13	2,050.00	-795.13	138.79
200-00-57000-931-000	WATER - FORMS/PRINTING	770.00	537.00	3,050.00	2,513.00	17.61
200-00-57000-933-000	WATER - FUEL / LUBRICANTS	2,576.53	2,048.63	10,300.00	8,251.37	19.89
200-00-57000-933-300	WATER - VEHICLE MAINT / EQUIP	1,565.68	100.33	9,250.00	9,149.67	1.08
200-00-57000-933-400	WATER - NEW EQUIPMENT	0.00	0.00	36,000.00	36,000.00	0.00
200-00-57000-933-452	WATER - SCADA SYSTEM	5,068.05	7,583.90	20,600.00	13,016.10	36.82
200-00-58000-408-301	WATER - PYMNT IN LIEU OF TAXES	0.00	0.00	200,000.00	200,000.00	0.00
200-00-59000-000-000	WATER - BANK SERVICE FEES	0.00	25.00	0.00	-25.00	0.00
200-00-59000-005-000	2023B REVENUE INTEREST EXPENSE	-12,891.00	0.00	0.00	0.00	0.00
<b>WATER - EXP</b>		<b>486,944.55</b>	<b>615,879.31</b>	<b>1,648,980.51</b>	<b>1,033,101.20</b>	<b>37.35</b>
<b>Total Expenses</b>		<b>486,944.55</b>	<b>615,879.31</b>	<b>1,648,980.51</b>	<b>1,033,101.20</b>	<b>37.35</b>
<b>Net Totals</b>		<b>-47,233.84</b>	<b>-156,731.89</b>	<b>321,311.49</b>	<b>478,043.38</b>	<b>-48.78</b>

Budget Comparison - Detail  
SEWER

Account Number		2025 Actual 05/31/2025	2026 Actual 05/31/2026	2026 Budget	Budget Status	% of Budget
300-00-45611-610-622	SEWER - RESIDENTIAL METERED	397,535.90	484,752.44	1,619,195.00	-1,134,442.56	29.94
300-00-45611-611-622	SEWER - COMMERCIAL METERED	67,228.10	64,935.73	251,330.00	-186,394.27	25.84
300-00-45611-612-622	SEWER - INDUSTRIAL METERED	21,127.40	25,014.21	82,600.00	-57,585.79	30.28
300-00-45611-613-622	SEWER - INDUSTRIAL SURCHARGES	15,452.81	14,340.88	94,400.00	-80,059.12	15.19
300-00-45611-615-622	SEWER - PUBLIC AUTHORITIES	5,664.18	6,946.71	33,000.00	-26,053.29	21.05
300-00-45611-616-622	SEWER - HOLDING / SEPTIC TANK	52,112.50	64,341.00	236,000.00	-171,659.00	27.26
300-00-45611-617-622	SEWER - MULTI FAMILY METERED	49,359.34	50,726.10	135,120.00	-84,393.90	37.54
300-00-45612-000-631	SEWER - FORFEITED DISCOUNTS	2,566.29	3,146.46	0.00	3,146.46	0.00
300-00-45612-000-632	SEWER - CONNECTION FEES	155,458.00	65,456.00	200,000.00	-134,544.00	32.73
300-00-45614-000-420	SEWER - PRIVATE WELL TESTING	200.00	840.00	0.00	840.00	0.00
300-00-48110-000-419	SEWER - INTERST ON TEMP INVEST	62,916.32	49,314.14	138,000.00	-88,685.86	35.73
<b>SEWER - REV</b>		<b>829,620.84</b>	<b>829,813.67</b>	<b>2,789,645.00</b>	<b>-1,959,831.33</b>	<b>29.75</b>
<b>Total Revenues</b>		<b>829,620.84</b>	<b>829,813.67</b>	<b>2,789,645.00</b>	<b>-1,959,831.33</b>	<b>29.75</b>

Account Number		2025 Actual 05/31/2025	2026 Actual 05/31/2026	2026 Budget	Budget Status	% of Budget
300-00-57310-110-000	SEWER SUPERVISION/LABOR -WAGES	132,511.51	106,088.14	377,624.55	271,536.41	28.09
300-00-57310-110-001	SEWER DIGGERS HOTLINE -WAGES	2,319.70	2,270.61	11,891.60	9,620.99	19.09
300-00-57310-125-000	SEWER SUPERVISION/LABOR-HEALTH	39,266.08	34,190.85	83,071.07	48,880.22	41.16
300-00-57310-125-001	SEWER DIGGERS HOTLINE - HEALTH	732.67	1,087.82	1,956.45	868.63	55.60
300-00-57310-130-000	SEWER SUPERVISION/LABOR - WRS	8,755.25	7,423.02	25,685.00	18,261.98	28.90
300-00-57310-130-001	SEWER DIGGERS HOTLINE - WRS	161.24	163.48	856.20	692.72	19.09
300-00-57310-135-000	SEWER SUPERVISION/LABOR - SS	8,122.62	6,220.28	23,412.72	17,192.44	26.57
300-00-57310-135-001	SEWER DIGGERS HOTLINE- SOC SEC	133.77	130.15	737.28	607.13	17.65
300-00-57310-140-000	SEWER SUPERVISION/LABOR-MEDICA	1,899.55	1,454.75	5,475.56	4,020.81	26.57
300-00-57310-140-001	SEWER DIGGERS HOTLINE-MEDICARE	31.30	30.44	172.43	141.99	17.65
300-00-57310-145-001	SEWER DIGGERS HOTLINE - MED RE	13.16	18.04	12.50	-5.54	144.32
300-00-57310-145-002	SEWER SUPERVISION - MED REIMBU	793.12	681.88	1,987.50	1,305.62	34.31
300-00-57310-822-000	SEWER DIGGERS HOTLINE EXPENSES	552.52	97.97	10,300.00	10,202.03	0.95
300-00-57310-823-300	SEWER - CHLORINE	431.65	1,038.74	3,600.00	2,561.26	28.85
300-00-57310-823-301	SEWER - ALUMINUM SULFATE	14,773.89	16,846.14	57,400.00	40,553.86	29.35
300-00-57310-823-302	SEWER - POLYMER	1,939.50	8,801.00	12,100.00	3,299.00	72.74
300-00-57310-823-304	SEWER - CHEMICALS	141.61	333.90	1,540.00	1,206.10	21.68
300-00-57310-825-000	SEWER - LAB TIME / SUPPLIES	5,521.88	5,376.56	14,400.00	9,023.44	37.34
300-00-57310-827-000	SEWER - OPERATION SUPPLIES	873.70	1,688.92	8,200.00	6,511.08	20.60
300-00-57310-828-000	SEWER - TRANSPORTATION	3,580.51	1,595.17	16,450.00	14,854.83	9.70
300-00-57310-829-000	SEWER - UTILITIES	69,695.74	80,298.79	169,950.00	89,651.21	47.25
300-00-57310-830-000	SEWER - UNIFORMS/SAFETY EQUIP	927.45	1,332.61	8,225.00	6,892.39	16.20
300-00-57310-831-000	SEWER - SLUDGE TESTING	1.99	0.00	2,050.00	2,050.00	0.00
300-00-57320-831-000	SEWER - COLLECT SYSTEM MAINT	6,052.08	15,326.22	82,400.00	67,073.78	18.60
300-00-57320-833-000	SEWER - EQUIPMENT MAINTENANCE	-827.32	35,879.14	61,800.00	25,920.86	58.06
300-00-57320-834-000	SEWER - BLDGS / GROUNDS MAINT	11,762.70	30,378.93	128,750.00	98,371.07	23.60
300-00-57340-110-000	SEWER ADMIN - WAGES	15,718.09	15,730.41	42,005.50	26,275.09	37.45
300-00-57340-110-001	SEWER ACCT/BILLING - WAGES	12,389.08	15,944.12	50,748.36	34,804.24	31.42
300-00-57340-125-000	SEWER ADMIN - HEALTH & LIFE	3,295.61	6,380.72	14,390.10	8,009.38	44.34
300-00-57340-125-001	SEWER ACCT/BILLING - HEALTH	5,702.98	6,564.45	18,191.00	11,626.55	36.09
300-00-57340-130-000	SEWER ADMIN - WRS	1,092.35	1,132.61	3,024.40	1,891.79	37.45
300-00-57340-130-002	SEWER ACCT/BILLING - WRS	765.90	1,049.86	2,708.90	1,659.04	38.76
300-00-57340-135-000	SEWER ADMIN - SOCIAL SECURITY	926.99	927.08	2,604.34	1,677.26	35.60
300-00-57340-135-003	SEWER ACCT/BILLING - SOC SECUR	696.18	923.92	3,146.40	2,222.48	29.36
300-00-57340-140-000	SEWER ADMIN - MEDICARE	216.80	216.85	609.08	392.23	35.60
300-00-57340-140-004	SEWER ACCT/BILLING - MEDICARE	162.74	216.13	735.85	519.72	29.37
300-00-57340-145-000	SEWER ADMIN - MEDICAL REIMBURS	92.50	71.92	187.50	115.58	38.36
300-00-57340-145-001	SEWER ACCT/BILLING - MED REIMB	96.40	127.71	325.00	197.29	39.30
300-00-57340-851-000	SEWER - OFFICE SUPPLIES	50.36	376.41	1,000.00	623.59	37.64
300-00-57340-853-000	SEWER - PROP / LIAB INSURANCE	73,712.52	83,970.49	88,500.00	4,529.51	94.88
300-00-57340-860-000	SEWER - AUDIT / ACCOUNTNG FEES	6,425.00	6,775.00	15,450.00	8,675.00	43.85
300-00-57340-861-000	SEWER - METER CALIBRATION	0.00	0.00	5,150.00	5,150.00	0.00
300-00-57340-862-000	SEWER - SLUDGE HAULING	49,780.00	63,291.74	150,000.00	86,708.26	42.19
300-00-57340-863-000	SEWER - INDUSTRIAL MONITORING	3,954.00	4,200.00	16,000.00	11,800.00	26.25
300-00-57340-867-000	SEWER - CELL/TELEPHONES	1,278.64	1,456.47	4,100.00	2,643.53	35.52
300-00-57340-870-000	SEWER - SCADA SYSTEMS	3,253.59	6,261.00	6,150.00	-111.00	101.80
300-00-57340-872-000	SEWER - POSTAGE	2,880.83	2,843.06	12,300.00	9,456.94	23.11
300-00-57340-877-000	SEWER - METAL / BIOASSAY TESTS	5,640.51	10,998.83	14,400.00	3,401.17	76.38
300-00-57350-864-000	SEWER - EDUCATION/TRAVEL/DUES	2,297.11	2,470.11	8,225.00	5,754.89	30.03
300-00-57350-865-000	SEWER - DNR ENVIRONMENTAL FEE	11,450.20	11,974.23	12,350.00	375.77	96.96
300-00-57350-866-000	SEWER - EMERGENCY RESPONSE BRD	550.00	563.75	550.00	-13.75	102.50
300-00-58300-701-000	SEWER - REPLACEMENT FUND	89,035.40	34,956.00	315,368.00	280,412.00	11.08

Budget Comparison - Detail  
SEWER

Account Number		2025	2026	2026 Budget	Budget Status	% of Budget
		Actual 05/31/2025	Actual 05/31/2026			
300-00-58300-715-000	SEWER - COMPUTER SOFTWRE UPGRD	5,486.89	3,442.00	12,350.00	8,908.00	27.87
300-00-58300-716-000	SEWER - TOOLS	271.51	415.52	4,100.00	3,684.48	10.13
300-00-58300-722-000	SEWER - THERMAL BONDING	0.00	0.00	3,050.00	3,050.00	0.00
300-00-58300-729-000	SEWER - DIGESTER FILTER STUDY	255.00	0.00	123,600.00	123,600.00	0.00
300-00-59000-005-000	2023B REVENUE INTEREST EXPENSE	-23,843.00	0.00	0.00	0.00	0.00
<b>SEWER - EXP</b>		<b>583,802.05</b>	<b>642,033.94</b>	<b>2,041,367.29</b>	<b>1,399,333.35</b>	<b>31.45</b>
<b>Total Expenses</b>		<b>583,802.05</b>	<b>642,033.94</b>	<b>2,041,367.29</b>	<b>1,399,333.35</b>	<b>31.45</b>
<b>Net Totals</b>		<b>245,818.79</b>	<b>187,779.73</b>	<b>748,277.71</b>	<b>560,497.98</b>	<b>25.09</b>

Budget Comparison - Detail  
APRA

Account Number		2025 Actual 05/31/2025	2026 Actual 05/31/2026	2026 Budget	Budget Status	% of Budget
450-00-48100-000-000	ARPA - INTEREST ON INVES	2,935.45	371.98	0.00	371.98	0.00
450-00-49000-000-000	ARPA - FUND BALANCE APPLIED	0.00	0.00	35,000.00	-35,000.00	0.00
<b>APRA - REV</b>		2,935.45	371.98	35,000.00	-34,628.02	1.06
<b>Total Revenues</b>		2,935.45	371.98	35,000.00	-34,628.02	1.06

Budget Comparison - Detail  
APRA

Account Number		2025 Actual 05/31/2025	2026 Actual 05/31/2026	2026 Budget	Budget Status	% of Budget
450-00-57001-000-000	ARPA - EXPENDITURES	102,950.51	18,703.00	35,000.00	16,297.00	53.44
=====						
	ARPA - EXP	102,950.51	18,703.00	35,000.00	16,297.00	53.44
=====						
	Total Expenses	102,950.51	18,703.00	35,000.00	16,297.00	53.44
=====						
<b>Net Totals</b>		-100,015.06	-18,331.02	0.00	18,331.02	

Budget Comparison - Detail  
RECREATION DEPARTMENT

Account Number		2025 Actual 05/31/2025	2026 Actual 05/31/2026	2026 Budget	Budget Status	% of Budget
500-00-45620-201-000	REC - VILLAGE TRANSFER	110,211.66	0.00	0.00	0.00	0.00
500-00-45620-204-000	REC - GRANTS/DONATIONS/SPONSRS	6,579.13	15,090.50	10,000.00	5,090.50	150.91
500-00-45620-206-000	REC - ADULT PROGRAM FEES	11,537.64	9,532.06	24,000.00	-14,467.94	39.72
500-00-45620-208-000	REC - YOUTH PROGRAM FEES	28,064.80	30,144.73	45,000.00	-14,855.27	66.99
500-00-45620-209-000	REC - SENIOR PROGRAMS	3,799.73	2,055.75	3,000.00	-944.25	68.53
500-00-45620-210-000	REC - ADULT LEAGUES FEES	3,700.00	1,100.00	5,000.00	-3,900.00	22.00
500-00-45620-211-000	REC - YOUTH LEAGUE FEES	0.00	550.00	2,500.00	-1,950.00	22.00
500-00-45620-214-000	REC - CONCESSIONS	1,571.00	565.00	9,000.00	-8,435.00	6.28
500-00-45620-224-000	REC - SPECIAL EVENTS	27,549.35	20,466.35	70,000.00	-49,533.65	29.24
500-00-45620-232-000	REC - BOYS & GIRLS CLUB RENT	15,000.00	30,000.00	30,000.00	0.00	100.00
500-00-45620-234-000	REC - WASH CTY AGING RENT	600.00	3,222.19	6,000.00	-2,777.81	53.70
500-00-45620-236-000	REC - BLDG / SHELTER RENTALS	26,755.00	14,968.55	55,000.00	-40,031.45	27.22
500-00-45620-237-000	REC - OPEN GYM FEES	165.00	972.00	1,000.00	-28.00	97.20
500-00-45620-238-000	REC - FITNESS MEMBERSHIPS	7,195.25	7,912.83	15,000.00	-7,087.17	52.75
500-00-45620-240-000	REC - KETTLEBROK CHURCH RENT	7,500.00	15,180.00	30,000.00	-14,820.00	50.60
500-00-45620-243-000	REC - POSTAGE / COPY MACHINES	3.40	475.42	600.00	-124.58	79.24
500-00-45620-250-000	REC - WBSC 4K PROGRAM	38,243.10	95,830.50	115,000.00	-19,169.50	83.33
500-00-45620-252-000	REC - VILLAGE WELLNESS PROGRAM	12.66	0.00	1,500.00	-1,500.00	0.00
500-00-45620-260-000	REC - FUND BALANCE APPLIED	0.00	0.00	15,000.00	-15,000.00	0.00
500-00-47210-000-000	REC- GENERAL FUND TRANSFER	0.00	118,696.25	284,871.00	-166,174.75	41.67
500-00-49500-000-000	REC-TRANSFER FROM OTHER FUNDS	0.00	0.00	11,000.00	-11,000.00	0.00
<b>RECREATION - REV</b>		<b>288,487.72</b>	<b>366,762.13</b>	<b>733,471.00</b>	<b>-366,708.87</b>	<b>50.00</b>
<b>Total Revenues</b>		<b>288,487.72</b>	<b>366,762.13</b>	<b>733,471.00</b>	<b>-366,708.87</b>	<b>50.00</b>

Budget Comparison - Detail  
RECREATION DEPARTMENT

Account Number		2025 Actual 05/31/2025	2026 Actual 05/31/2026	2026 Budget	Budget Status	% of Budget
500-00-55310-110-000	REC ADMIN - WAGES	117,375.43	75,587.37	231,913.28	156,325.91	32.59
500-00-55310-110-001	REC EVEN/WEEKEND - WAGES	17,931.26	15,327.94	43,750.00	28,422.06	35.04
500-00-55310-110-002	REC PART-TIME SEASONAL - WAGES	7,614.00	11,599.40	21,000.00	9,400.60	55.24
500-00-55310-110-004	REC WBSD 4K - WAGES	16,576.00	42,711.18	95,040.00	52,328.82	44.94
500-00-55310-125-000	REC ADMIN - HEALTH/LIFE INSUR	25,789.57	36,820.92	77,805.71	40,984.79	47.32
500-00-55310-125-002	REC PART-TIME/SEAS-HEALTH/LIFE	23.94	31.92	0.00	-31.92	0.00
500-00-55310-130-000	REC ADMIN - WRS	7,560.07	5,342.80	16,697.76	11,354.96	32.00
500-00-55310-130-001	REC EVEN/WEEKEND - WRS	36.49	57.65	164.70	107.05	35.00
500-00-55310-130-004	REC WBSD 4K - WRS	827.09	1,819.58	3,888.00	2,068.42	46.80
500-00-55310-135-000	REC ADMIN - SOCIAL SECURITY	7,814.50	5,167.54	14,378.62	9,211.08	35.94
500-00-55310-135-001	REC EVEN/WEEKEND - SOC SEC	1,111.76	950.35	3,208.78	2,258.43	29.62
500-00-55310-135-002	REC PART-TIME/SEASON - SOC SEC	472.07	719.18	1,302.00	582.82	55.24
500-00-55310-135-004	REC WBSD 4K - SOCIAL SECURITY	1,027.72	2,616.20	5,892.48	3,276.28	44.40
500-00-55310-140-000	REC ADMIN - MEDICARE	1,827.62	1,208.59	3,362.74	2,154.15	35.94
500-00-55310-140-001	REC EVEN/WEEKEND - MEDICARE	260.03	222.27	634.38	412.11	35.04
500-00-55310-140-002	REC PART-TIME/SEASON -MEDICARE	110.42	168.23	304.50	136.27	55.25
500-00-55310-140-004	REC WBSD 4K - MEDICARE	240.40	611.82	1,378.08	766.26	44.40
500-00-55310-145-000	REC ADMIN - MEDICAL REIMBURSE	388.45	269.22	1,000.00	730.78	26.92
500-00-55310-202-000	REC - EDUCATION/TRAVEL/DUES	2,378.61	1,423.58	5,500.00	4,076.42	25.88
500-00-55310-204-000	REC - PROGRAM / ACCT REFUNDS	3,564.00	2,334.25	5,000.00	2,665.75	46.69
500-00-55310-205-000	REC - PROP/LIABLT Y INSURANCE	3,402.12	3,875.56	6,500.00	2,624.44	59.62
500-00-55310-206-000	REC - COMPUTER EQUIPMENT	2,494.00	233.23	5,000.00	4,766.77	4.66
500-00-55310-207-000	REC - GAS / ELECTRIC	14,864.95	14,823.02	48,000.00	33,176.98	30.88
500-00-55310-208-000	REC - OFFICE SUPPLIES	921.10	162.90	3,500.00	3,337.10	4.65
500-00-55310-209-000	REC - WATER / SEWER	813.78	838.00	3,500.00	2,662.00	23.94
500-00-55310-210-000	REC - CELL PHONES	861.20	504.57	1,800.00	1,295.43	28.03
500-00-55310-211-000	REC - PHONE / INTERNET	4,003.04	664.78	3,500.00	2,835.22	18.99
500-00-55310-212-000	REC - IT SUPPORT	2,909.34	8,454.13	8,000.00	-454.13	105.68
500-00-55310-213-000	REC - BLDG EQUIPMENT / REPAIRS	11,767.88	3,533.90	15,000.00	11,466.10	23.56
500-00-55310-214-000	REC - YOUTH PROGRAM SUPPLIES	818.15	670.92	3,000.00	2,329.08	22.36
500-00-55310-215-000	REC - JANITORIAL/BLDG SUPPLIES	1,805.42	1,912.89	3,500.00	1,587.11	54.65
500-00-55310-216-000	REC - ADULT PROGRAM SUPPLIES	21.20	655.94	1,500.00	844.06	43.73
500-00-55310-217-000	REC - SENIOR PROGRAMS	2,968.68	485.62	1,200.00	714.38	40.47
500-00-55310-220-000	REC - SPECIAL EVENTS	8,189.57	6,030.18	25,000.00	18,969.82	24.12
500-00-55310-222-000	REC - PRINTING	2,202.50	2,978.67	3,500.00	521.33	85.10
500-00-55310-224-000	REC - POSTAGE / COPIER	1,049.38	335.78	4,500.00	4,164.22	7.46
500-00-55310-228-000	REC - STAFF UNIFORMS	923.80	0.00	1,000.00	1,000.00	0.00
500-00-55310-230-000	REC - CONCESSIONS-RESALEABLE	425.51	2,130.84	5,000.00	2,869.16	42.62
500-00-55310-254-000	REC - ADULT LEAGUES	247.37	0.00	2,000.00	2,000.00	0.00
500-00-55310-258-000	REC - CONTRACTUAL SERVICES	13,605.06	16,030.78	38,000.00	21,969.22	42.19
500-00-55310-262-000	REC - CONTINGENCY	513.46	247.82	750.00	502.18	33.04
500-00-55310-268-000	REC - CONCESSION STAND MAINT	191.45	295.00	1,000.00	705.00	29.50
500-00-55310-269-000	REC - FIRE/SECURITY MONITORING	203.52	786.10	6,000.00	5,213.90	13.10
500-00-55310-270-000	REC - SALES & USE TAX	970.05	2,460.77	4,500.00	2,039.23	54.68
500-00-55310-280-000	REC - WBSD 4K PROGRAM SUPPLIES	419.50	2,533.07	5,000.00	2,466.93	50.66
500-00-55310-282-000	REC - VILLAGE WELLNESS PROGRAM	316.44	0.00	1,000.00	1,000.00	0.00
<b>RECREATION - EXP</b>		<b>289,837.90</b>	<b>275,634.46</b>	<b>733,471.03</b>	<b>457,836.57</b>	<b>37.58</b>
<b>Total Expenses</b>		<b>289,837.90</b>	<b>275,634.46</b>	<b>733,471.03</b>	<b>457,836.57</b>	<b>37.58</b>
<b>Net Totals</b>		<b>-1,350.18</b>	<b>91,127.67</b>	<b>-0.03</b>	<b>-91,127.70</b>	

Budget Comparison - Detail  
CAPITAL PROJECTS

Account Number		2025	2026	2026 Budget	Budget Status	% of Budget
		Actual 05/31/2025	Actual 05/31/2026			
600-00-41110-000-000	CAP PRJT - TAX LEVY	0.00	0.00	321,119.00	-321,119.00	0.00
600-00-44155-100-000	CAP PRJT - POLICE IMPACT FEE	33,259.68	13,017.57	0.00	13,017.57	0.00
600-00-44155-900-000	CAP PRJT - FIRE IMPACT FEE	49,858.02	19,526.45	0.00	19,526.45	0.00
600-00-46000-000-000	CAP PRJT - SPEC ASSESS PRINCIP	1,124.07	4,414.00	0.00	4,414.00	0.00
600-00-46100-000-000	CAP PRJT - SPECIAL ASSESS INT	21.40	30.42	0.00	30.42	0.00
600-00-49500-000-000	CAP PRJT - LT DEBT PROCEEDS	3,815,000.00	2,500,000.00	0.00	2,500,000.00	0.00
600-00-49500-300-000	CAP PRJT - INTEREST	64,571.68	20,680.43	10,000.00	10,680.43	206.80
600-00-49700-000-000	CAP PRJT - MISC REVENUE	5,000.00	0.00	0.00	0.00	0.00
600-00-49800-000-000	CAP PRJT - PREMIUM LT DEBT	57,941.15	74,111.70	0.00	74,111.70	0.00
<b>CAPITAL PROJECTS - REV</b>		<b>4,026,776.00</b>	<b>2,631,780.57</b>	<b>331,119.00</b>	<b>2,300,661.57</b>	<b>794.81</b>
<b>Total Revenues</b>		<b>4,026,776.00</b>	<b>2,631,780.57</b>	<b>331,119.00</b>	<b>2,300,661.57</b>	<b>794.81</b>

Budget Comparison - Detail  
CAPITAL PROJECTS

Account Number		2025 Actual 05/31/2025	2026 Actual 05/31/2026	2026 Budget	Budget Status	% of Budget
600-00-53310-416-000	CAP PRJT - HICKORY LANE PARK	75,423.00	0.00	20,000.00	20,000.00	0.00
600-00-53310-450-000	CAP PRJT - STREETS MACHINERY	23,838.49	120,273.00	172,000.00	51,727.00	69.93
600-00-56700-000-000	CAP PRJT - MISC PROJECT COSTS	74,042.23	4,845.83	35,000.00	30,154.17	13.85
600-00-56700-400-000	CAP PRJT - REPAIRS/CONSTRUCT	0.00	124,994.54	0.00	-124,994.54	0.00
600-00-56700-810-003	CAP PRJT - ELECTION EQUIPMENT	0.00	0.00	12,000.00	12,000.00	0.00
600-00-56700-820-001	CAP PRJT - CHESTNUT COURT	68,011.50	0.00	0.00	0.00	0.00
600-00-56700-820-002	CAP PRJT - COMM CENTER EXPANSE	907,057.34	2,584.68	0.00	-2,584.68	0.00
600-00-56700-820-005	CAP PRJT - MIDWEST FIBER RELOC	0.00	0.00	120,000.00	120,000.00	0.00
600-00-56700-820-006	CAP PRJT - COMM CENTER HVAC	0.00	0.00	18,000.00	18,000.00	0.00
600-00-56700-820-007	CAP PRJT - JACKSON PARK TABLES	16,998.49	14,160.08	17,000.00	2,839.92	83.29
600-00-56700-820-008	CAP PRJT - DOG PARK FEASABILITY	13,761.00	0.00	10,000.00	10,000.00	0.00
600-00-58300-000-000	CAP PRJT - ISSUANCE EXPENSES	157,676.75	111,539.20	0.00	-111,539.20	0.00
<b>CAPITAL PROJECTS - EXP</b>		<b>1,336,808.80</b>	<b>378,397.33</b>	<b>404,000.00</b>	<b>25,602.67</b>	<b>93.66</b>
<b>Total Expenses</b>		<b>1,336,808.80</b>	<b>378,397.33</b>	<b>404,000.00</b>	<b>25,602.67</b>	<b>93.66</b>
<b>Net Totals</b>		<b>2,689,967.20</b>	<b>2,253,383.24</b>	<b>-72,881.00</b>	<b>-2,326,264.24</b>	<b>-3,091.87</b>

Account Number		2025 Actual 05/31/2025	2026 Actual 05/31/2026	2026 Budget	Budget Status	% of Budget
640-00-41140-000-000	TID #4 - TAX INCREMENT	0.00	0.00	766,339.00	-766,339.00	0.00
640-00-42510-000-000	TID #4 - STATE PERS PROP AID	49,556.40	0.00	0.00	0.00	0.00
<b>TID 4 - REV</b>		<b>49,556.40</b>	<b>0.00</b>	<b>766,339.00</b>	<b>-766,339.00</b>	<b>0.00</b>
<b>Total Revenues</b>		<b>49,556.40</b>	<b>0.00</b>	<b>766,339.00</b>	<b>-766,339.00</b>	<b>0.00</b>
<b>Net Totals</b>		<b>49,556.40</b>	<b>0.00</b>	<b>766,339.00</b>	<b>766,339.00</b>	

Budget Comparison - Detail  
TID 5

Account Number		2025 Actual 05/31/2025	2026 Actual 05/31/2026	2026 Budget	Budget Status	% of Budget
650-00-41120-000-000	TID #5 - TAX INCREMENT	0.00	0.00	91,230.00	-91,230.00	0.00
650-00-42220-000-000	TID #5 - STATE PERS PROP AID	1,964.74	1,964.74	1,964.74	0.00	100.00
<b>TID 5 - REV</b>		1,964.74	1,964.74	93,194.74	-91,230.00	2.11
<b>Total Revenues</b>		1,964.74	1,964.74	93,194.74	-91,230.00	2.11

Budget Comparison - Detail  
TID 5

Account Number		2025 Actual 05/31/2025	2026 Actual 05/31/2026	2026 Budget	Budget Status	% of Budget
650-00-56700-000-000	TID #5 - DEVELOPER AGREEMNTS	44,570.75	44,639.55	85,756.00	41,116.45	52.05
650-00-56700-460-000	TID #5 - MISC TID EXPENSES	150.00	150.00	1,850.00	1,700.00	8.11
=====						
	<b>TID 5 - EXP</b>	<b>44,720.75</b>	<b>44,789.55</b>	<b>87,606.00</b>	<b>42,816.45</b>	<b>51.13</b>
=====						
	<b>Total Expenses</b>	<b>44,720.75</b>	<b>44,789.55</b>	<b>87,606.00</b>	<b>42,816.45</b>	<b>51.13</b>
=====						
<b>Net Totals</b>		<b>-42,756.01</b>	<b>-42,824.81</b>	<b>5,588.74</b>	<b>48,413.55</b>	<b>-766.27</b>

Budget Comparison - Detail  
TID 6

Account Number		2025 Actual 05/31/2025	2026 Actual 05/31/2026	2026 Budget	Budget Status	% of Budget
660-00-41120-000-000	TID #6 - TAX INCREMENT	0.00	0.00	469,817.00	-469,817.00	0.00
660-00-42220-000-000	TID #6 - STATE PERS PROP AID	17,111.40	17,111.40	17,111.40	0.00	100.00
=====						
	<b>TID 6 - REV</b>	17,111.40	17,111.40	486,928.40	-469,817.00	3.51
=====						
	<b>Total Revenues</b>	17,111.40	17,111.40	486,928.40	-469,817.00	3.51
=====						

Account Number		2025 Actual 05/31/2025	2026 Actual 05/31/2026	2026 Budget	Budget Status	% of Budget
660-00-56700-000-000	TID #6 - MISC TID EXPENSES	999.50	150.00	2,000.00	1,850.00	7.50
660-00-56700-460-000	TID #6 - DEVELOPER AGREEMNTS	211,780.00	345,580.00	686,660.00	341,080.00	50.33
660-00-59200-000-000	TID #6 - TRANS TO DEBT SRV	0.00	0.00	323,610.00	323,610.00	0.00
<b>TID 6 - EXP</b>		<b>212,779.50</b>	<b>345,730.00</b>	<b>1,012,270.00</b>	<b>666,540.00</b>	<b>34.15</b>
<b>Total Expenses</b>		<b>212,779.50</b>	<b>345,730.00</b>	<b>1,012,270.00</b>	<b>666,540.00</b>	<b>34.15</b>
<b>Net Totals</b>		<b>-195,668.10</b>	<b>-328,618.60</b>	<b>-525,341.60</b>	<b>-196,723.00</b>	<b>62.55</b>

Budget Comparison - Detail  
TID 7

Account Number		2025	2026	2026 Budget	Budget Status	% of Budget
		Actual 05/31/2025	Actual 05/31/2026			
670-00-41120-000-000	TID #7 - TAX INCREMENT	0.00	0.00	154,008.00	-154,008.00	0.00
670-00-42220-000-000	TID #7 - STATE PERS PROP AID	9,274.21	9,274.21	9,274.21	0.00	100.00
670-00-46750-100-000	TID #7 - INFRASTRUCTURE OAKS	5,253.22	0.00	5,253.22	-5,253.22	0.00
670-00-49500-100-000	TID #7 - INTEREST	1,076.85	1,017.46	0.00	1,017.46	0.00
670-00-49700-000-000	TID #7 - MISC REVENUE	0.00	6,910.00	0.00	6,910.00	0.00
=====						
	<b>TID 7 - REV</b>	<b>15,604.28</b>	<b>17,201.67</b>	<b>168,535.43</b>	<b>-151,333.76</b>	<b>10.21</b>
=====						
	<b>Total Revenues</b>	<b>15,604.28</b>	<b>17,201.67</b>	<b>168,535.43</b>	<b>-151,333.76</b>	<b>10.21</b>
=====						

Account Number		2025 Actual 05/31/2025	2026 Actual 05/31/2026	2026 Budget	Budget Status	% of Budget
670-00-56700-000-000	TID #7 - MISC TID EXPENSES	9,375.86	214,738.60	20,000.00	-194,738.60	1,073.69
670-00-56700-460-000	TID #7 - DEVELOPER AGREEMNTS	0.00	0.00	117,295.14	117,295.14	0.00
670-00-56700-480-000	TID #7 - LT DEBT PRINCIPAL	0.00	0.00	91,200.00	91,200.00	0.00
670-00-56700-490-000	TID #7 - LT DEBT INTEREST	0.00	0.00	59,432.00	59,432.00	0.00
670-00-56750-000-000	TID #7 - OAKS OF JACKSON	1,702.00	5,959.75	5,000.00	-959.75	119.20
670-00-56760-000-000	TID #7 - RIDGEWAY COMMERCIAL	10,304.01	8,058.75	40,000.00	31,941.25	20.15
670-00-56770-000-000	TID #7 - EAGLE DR ROUNDABOUT	183.40	0.00	0.00	0.00	0.00
670-00-59200-000-000	TID #7 - TRANS TO DEBT SERVICE	0.00	0.00	150,632.00	150,632.00	0.00
<b>TID 7 - EXP</b>		<b>21,565.27</b>	<b>228,757.10</b>	<b>483,559.14</b>	<b>254,802.04</b>	<b>47.31</b>
<b>Total Expenses</b>		<b>21,565.27</b>	<b>228,757.10</b>	<b>483,559.14</b>	<b>254,802.04</b>	<b>47.31</b>
<b>Net Totals</b>		<b>-5,960.99</b>	<b>-211,555.43</b>	<b>-315,023.71</b>	<b>-103,468.28</b>	<b>67.16</b>

Budget Comparison - Detail  
DEBT FUND

Account Number		2025	2026	2026 Budget	Budget Status	% of Budget
		Actual 05/31/2025	Actual 05/31/2026			
700-00-41115-000-000	DEBT SRV - TAX LEVY	0.00	0.00	1,754,766.00	-1,754,766.00	0.00
700-00-49203-000-000	DEBT SRV - TRANSFER FROM TID 6	0.00	0.00	323,610.00	-323,610.00	0.00
700-00-49204-000-000	DEBT SRV - TRANSFR FROM TID 7	0.00	0.00	150,632.00	-150,632.00	0.00
700-00-49205-000-000	DEBT SRV - TRANSFER FROM FIRE	71,454.29	71,454.29	71,454.29	0.00	100.00
700-00-49206-000-000	DEBT SRV - TRANSFER FROM WATER	0.00	0.00	54,619.00	-54,619.00	0.00
700-00-49207-000-000	DEBT SRV - TRANSFER FROM SEWER	0.00	0.00	54,619.00	-54,619.00	0.00
=====						
	<b>DEBT SERVICE - REV</b>	<b>71,454.29</b>	<b>71,454.29</b>	<b>2,409,700.29</b>	<b>-2,338,246.00</b>	<b>2.97</b>
=====						
	<b>Total Revenues</b>	<b>71,454.29</b>	<b>71,454.29</b>	<b>2,409,700.29</b>	<b>-2,338,246.00</b>	<b>2.97</b>
=====						

Budget Comparison - Detail  
DEBT FUND

Account Number		2025 Actual 05/31/2025	2026 Actual 05/31/2026	2026 Budget	Budget Status	% of Budget
700-00-59100-000-000	DEBT SRV - LT DEBT PRINCIPAL	1,728,693.72	1,761,179.73	1,511,180.00	-249,999.73	116.54
700-00-59200-000-000	DEBT SRV - LT DEBT INTEREST	573,179.66	592,037.93	896,820.00	304,782.07	66.02
700-00-59450-000-000	DEBT SRV - PAYING AGENT FEE	1,700.00	2,100.00	1,700.00	-400.00	123.53
<b>DEBT SERVICE - EXP</b>		<b>2,303,573.38</b>	<b>2,355,317.66</b>	<b>2,409,700.00</b>	<b>54,382.34</b>	<b>97.74</b>
<b>Total Expenses</b>		<b>2,303,573.38</b>	<b>2,355,317.66</b>	<b>2,409,700.00</b>	<b>54,382.34</b>	<b>97.74</b>
<b>Net Totals</b>		<b>-2,232,119.09</b>	<b>-2,283,863.37</b>	<b>0.29</b>	<b>2,283,863.66</b>	

Budget Comparison - Detail  
FIRE DEPARTMENT

Account Number		2025 Actual 05/31/2025	2026 Actual 05/31/2026	2026 Budget	Budget Status	% of Budget
900-00-42230-000-000	FIRE - STATE 2% DUES	0.00	0.00	81,377.17	-81,377.17	0.00
900-00-42240-000-000	FIRE - EMS FAP FUNDS	60,747.16	0.00	60,747.16	-60,747.16	0.00
900-00-42250-000-000	FIRE - GRANT REVENUE	0.00	1,037.84	0.00	1,037.84	0.00
900-00-42260-000-000	FIRE - OTHER STATE AID	0.00	0.00	12,000.00	-12,000.00	0.00
900-00-43510-000-000	FIRE - CPR TRAINING	1,950.00	550.00	2,500.00	-1,950.00	22.00
900-00-43530-000-000	FIRE - EMS BILLING	174,722.33	152,892.21	375,000.00	-222,107.79	40.77
900-00-43550-000-000	FIRE - HAZ MAT INCIDENTS	0.00	0.00	500.00	-500.00	0.00
900-00-43560-000-000	FIRE - INTEREST	60.27	41.97	50.00	-8.03	83.94
900-00-43570-000-000	FIRE - MISCELLANEOUS	166.62	0.00	1,000.00	-1,000.00	0.00
900-00-43580-000-000	FIRE - OCCUPANCY PERMITS	700.00	200.00	1,000.00	-800.00	20.00
900-00-43590-000-000	FIRE - OFFICE FEES	5.00	0.00	0.00	0.00	0.00
900-00-43600-000-000	FIRE - PERMIT FEES	1,232.00	699.00	1,000.00	-301.00	69.90
900-00-47210-000-000	FIRE - GENERAL FUND TRANSFER	272,225.39	296,107.20	710,657.22	-414,550.02	41.67
900-00-47220-000-000	FIRE - TOWN/JACKSON TRANSFER	170,455.02	187,381.68	374,763.37	-187,381.69	50.00
900-00-47220-001-000	FIRE - TOWN/POLK TRANSFER	54,479.98	56,857.26	113,714.51	-56,857.25	50.00
900-00-47220-002-000	FIRE - TOWN/GERMANTOWN TRANSFR	10,534.06	10,550.96	21,101.91	-10,550.95	50.00
900-00-48100-000-000	FIRE - DONATIONS	2,326.08	23,914.06	1,000.00	22,914.06	2,391.41
900-00-48110-000-000	FIRE - INTEREST ON INVESTMENTS	254.65	177.34	200.00	-22.66	88.67
900-00-48200-000-000	FIRE - FIRE PREVENT DONATIONS	6,200.00	0.00	5,000.00	-5,000.00	0.00
900-00-49997-000-000	FIRE - RESERVE FUND BALANCE	0.00	0.00	77,991.22	-77,991.22	0.00
<b>FIRE DEPT - REV</b>		<b>756,058.56</b>	<b>730,409.52</b>	<b>1,839,602.56</b>	<b>-1,109,193.04</b>	<b>39.70</b>
<b>Total Revenues</b>		<b>756,058.56</b>	<b>730,409.52</b>	<b>1,839,602.56</b>	<b>-1,109,193.04</b>	<b>39.70</b>

Budget Comparison - Detail  
FIRE DEPARTMENT

Account Number		2025 Actual 05/31/2025	2026 Actual 05/31/2026	2026 Budget	Budget Status	% of Budget
900-00-52210-110-000	FIRE - SALARIES / WAGES	296,423.08	345,685.78	902,946.65	557,260.87	38.28
900-00-52210-125-000	FIRE - HEALTH & LIFE INSURANCE	50,399.79	56,300.48	157,294.25	100,993.77	35.79
900-00-52210-130-000	FIRE - WRS	34,243.72	39,283.79	100,402.87	61,119.08	39.13
900-00-52210-135-000	FIRE - SOCIAL SECURITY	18,084.72	21,036.18	55,982.69	34,946.51	37.58
900-00-52210-140-000	FIRE - MEDICARE	4,229.44	4,919.76	13,092.73	8,172.97	37.58
900-00-52210-145-000	FIRE - MEDICAL REIMBURSEMENT	769.20	961.50	3,000.00	2,038.50	32.05
900-00-52210-310-000	FIRE - ELECTRONIC EQUIPMENT	1,050.58	1,612.50	10,404.00	8,791.50	15.50
900-00-52210-311-000	FIRE - FUEL / LUBRICANTS	6,172.79	7,726.18	18,532.70	10,806.52	41.69
900-00-52210-312-000	FIRE - BLDG & GROUNDS MAINT	5,379.59	3,063.86	10,609.00	7,545.14	28.88
900-00-52210-313-000	FIRE - COMPUTER SUPRT/SOFTWARE	11,129.89	14,226.82	21,328.20	7,101.38	66.70
900-00-52210-314-000	FIRE - NEW & REPLACEMENT EQUIP	5,407.61	5,865.27	14,385.67	8,520.40	40.77
900-00-52210-315-000	FIRE - TRUCK & EQUIPMENT MAINT	3,476.67	32,360.13	25,111.40	-7,248.73	128.87
900-00-52210-317-000	FIRE - OFFICE SUPPLIES/POSTAGE	807.49	3,351.25	3,876.00	524.75	86.46
900-00-52210-319-000	FIRE - PRE-EMPLOYMENT PHYSICAL	1,675.00	2,865.00	4,408.40	1,543.40	64.99
900-00-52210-320-000	FIRE - LENGTH OF SRVCE PROGRAM	13,390.00	13,657.80	13,657.80	0.00	100.00
900-00-52210-321-000	FIRE - INTERCPT/HEALTHCR BLNG	6,421.14	6,527.42	31,827.00	25,299.58	20.51
900-00-52210-322-000	FIRE - FIRE PREVENTION	2,840.15	2,122.93	7,108.03	4,985.10	29.87
900-00-52210-324-000	FIRE - SCENE ASSISTANCE	0.00	0.00	3,600.00	3,600.00	0.00
900-00-52210-325-000	FIRE - TURN OUT GEAR/UNIFORMS	11,909.95	11,736.55	27,030.00	15,293.45	43.42
900-00-52210-327-000	FIRE - SCBA TESTING / REPAIR	852.00	1,863.54	3,182.70	1,319.16	58.55
900-00-52210-328-000	FIRE - LADDER TESTING	0.00	0.00	2,398.68	2,398.68	0.00
900-00-52210-329-000	FIRE - AUDIT / ACCOUNTING	0.00	0.00	1,030.00	1,030.00	0.00
900-00-52210-330-000	FIRE - UTILITIES	16,024.63	18,800.48	51,187.68	32,387.20	36.73
900-00-52210-331-000	FIRE - TELEPHONE	1,972.25	1,286.49	5,800.00	4,513.51	22.18
900-00-52210-332-000	FIRE - ATTORNEY FEES	1,000.00	0.00	1,030.00	1,030.00	0.00
900-00-52210-333-000	FIRE - MEDICAL SUPPLIES	6,172.11	9,233.86	27,846.00	18,612.14	33.16
900-00-52210-334-000	FIRE - FAP FUNDING	6,086.68	60,333.44	60,747.16	413.72	99.32
900-00-52210-336-000	FIRE - DONATIONS	0.00	0.00	1,545.00	1,545.00	0.00
900-00-52210-339-000	FIRE - DUES	460.00	470.00	2,060.00	1,590.00	22.82
900-00-52210-340-000	FIRE - EDUC / TRAVEL /TRAINING	1,906.19	2,975.84	13,390.00	10,414.16	22.22
900-00-52210-350-000	FIRE - PROP/LIABILTY INSURANCE	22,680.78	25,837.08	26,522.50	685.42	97.42
900-00-52210-500-000	FIRE - EQUIP REPLCEMENT FUND	35,711.51	0.00	12,000.00	12,000.00	0.00
900-00-52210-510-000	FIRE - TRUCK REPLACEMENT FUND	0.00	0.00	80,000.00	80,000.00	0.00
900-00-52210-540-000	FIRE - EMS EQUIP REPLACEMENT	0.00	55,689.42	54,811.16	-878.26	101.60
900-00-59200-000-000	FIRE - TRANSFR TO DEBT SRV FND	71,454.29	71,454.29	71,454.29	0.00	100.00
<b>FIRE DEPT - EXP</b>		<b>638,131.25</b>	<b>821,247.64</b>	<b>1,839,602.56</b>	<b>1,018,354.92</b>	<b>44.64</b>
<b>Total Expenses</b>		<b>638,131.25</b>	<b>821,247.64</b>	<b>1,839,602.56</b>	<b>1,018,354.92</b>	<b>44.64</b>
<b>Net Totals</b>		<b>117,927.31</b>	<b>-90,838.12</b>	<b>0.00</b>	<b>90,838.12</b>	



**STAFF MEMO**

**Village of Jackson Public Works**

**To:** Brian Heckendorf, Village President  
Jen Heidtke, Village Administrator

**CC:** Board of Public Works; Budget and Finance; Village Board

**From:** Jack Straehler, Director of Public Works

**Subject:** Letter of Credit Reduction – Maple Fields Subdivision Phase 3 – Neumann Development Inc. in the amount of \$707,841.10

**Meeting Date:** May 26, 2026 – Board of Public Works

---

**Background and Analysis:**

The Village of Jackson has received and reviewed the Letter of Credit reduction request in the amount of \$707,841.10, as submitted by Neumann Development Inc., dated April 20, 2026, for the Maple Fields Subdivision Phase 3 subdivision.

This reduction corresponds to the completion and installation of public improvements within Phase 3.

Approval of this request will result in a \$506,402.21 balance for the Phase 3 letter of credit, for the remaining public improvements which will need to be completed and verified.

Let me know if you have any questions.

JS

**Recommendation:**

Board of Public Works recommends the Budget and Finance Committee and Village Board approve the Letter of Credit reduction for Maple Fields Subdivision Phase 3 in the amount of \$707,841.10.



April 20, 2026

Village of Jackson  
Jack Straehler, DPW  
N168 W19851 Main Street  
Jackson, WI 53037

**Re: Request for Letter of Credit Reduction #1  
Maple Fields Subdivision – Phase 3**

Mr. Straehler:

Neumann Developments, Inc. is hereby submitting this request, on behalf of Maple Fields, LLC, for a reduction in the Letter of Credit as issued Midland States Bank for the Maple Fields subdivision Phase 3 in accordance with the Development Agreement. The basis of this reduction is the completion of site utilities, with the exception of the sump lateral system which shall be installed following the curbs & roadway binder.

We are requesting a reduction in the LOC for work completed as follows:

Original LOC Amount	\$1,214,243.31
Current Reduction Request	<u>(\$707,841.10)</u>
<b>Proposed New LOC</b>	<b>\$506,402.21</b>

This reduction is being requested in accordance with the work as completed on the project thru April 01, 2026. Please find the attached recap sheet outlining the amounts being requested above. The remaining amount is for sump laterals, roadway construction, asphalt, sidewalks, street trees and street lighting.

If any additional information is required please feel free to contact me. Please forward a written authorization for the reduction to the Letter of Credit and I will coordinate with the lender as appropriate.

Sincerely,

Neumann Developments

Kevin Anderson  
Project Manager



Public Improvements Letter of Credit

	Public Works			
	Original \$	Prior Completed	Current Completed	Balance
<b>Sanitary Sewer</b>				
8" PVC SDR-35 Sanitary Sewer Main (Granular Backfill)	135,516.00		\$ 135,516.00	\$ -
6" PVC SDR-35 Sanitary Lateral	141,568.00		\$ 141,568.00	\$ -
48" Dia. Sanitary Manhole	28,200.00		\$ 28,200.00	\$ -
Connection to Existing Sanitary Sewer	1,000.00		\$ 1,000.00	\$ -
<b>Sub-Total:</b>	<b>306,284.00</b>	<b>0.00</b>	<b>306,284.00</b>	<b>0.00</b>
<b>Water Main</b>				
8" PVC C-900 Class 235 Water Main (Granular Backfill)	110,880.00		\$ 110,880.00	\$ -
8" Gate Valve w/ Valve Box	6,000.00		\$ 6,000.00	\$ -
Hydrant Assembly w/ 6" Valve	13,000.00		\$ 13,000.00	\$ -
1 1/2" Poly Water Service Line & Curb Stops	72,940.00		\$ 72,940.00	\$ -
Connect to Existing Water	1,500.00		\$ 1,500.00	\$ -
<b>Sub-Total:</b>	<b>204,320.00</b>	<b>0.00</b>	<b>204,320.00</b>	<b>0.00</b>
<b>Storm Sewer</b>				
12" RCP Storm Sewer	18,744.00		\$ 18,744.00	\$ -
15" RCP Storm Sewer	17,640.00		\$ 17,640.00	\$ -
18" RCP Storm Sewer	1,425.00		\$ 1,425.00	\$ -
24" RCP Storm Sewer	25,201.00		\$ 25,201.00	\$ -
6" Sump Collector	19,475.00			\$ 19,475.00
6" PVC (sump laterals)	16,550.00			\$ 16,550.00
Sump Clean Out	20,400.00			\$ 20,400.00
2x3 Precast Inlets w/Frame & Grate	20,800.00		\$ 20,800.00	\$ -
48" Dia. Precast Manhole (w/ sump)	19,600.00		\$ 19,600.00	\$ -
24" Pipe End Section	1,500.00		\$ 1,500.00	\$ -
<b>Sub-Total:</b>	<b>161,335.00</b>	<b>0.00</b>	<b>104,910.00</b>	<b>56,425.00</b>
<b>Curb, Gutter, Roadways, Lighting, Street Trees</b>				
9" Crushed Limestone Traffic Bond Base Course	54,079.50			\$ 54,079.50
30" Vertical Face Curb	58,776.75			\$ 58,776.75
Bituminous Asphalt Pvm. (Binder Course)	54,810.00			\$ 54,810.00
Base Stone & Concrete Sidewalk 5"	85,030.00			\$ 85,030.00
Milling, Paving Rings & Interim Inlets	27,511.00			\$ 27,511.00
Bituminous Asphalt Pvm. (Surface Course)	43,717.50			\$ 43,717.50
Street Lights - by the City of Jackson (paid by NDI)	20,000.00			\$ 20,000.00
Street Trees (all phases of project)	40,000.00			\$ 40,000.00
<b>Sub-Total:</b>	<b>\$ 383,924.75</b>	<b>\$ -</b>	<b>\$ -</b>	<b>\$ 383,924.75</b>
<b>Public Improvement Costs:</b>	<b>\$ 1,055,863.75</b>	<b>\$ -</b>	<b>\$ 615,514.00</b>	<b>\$ 440,349.75</b>
<b>15% Mark-up</b>	<b>\$ 158,379.56</b>	<b>\$ -</b>	<b>\$ 92,327.10</b>	<b>\$ 66,052.46</b>
<b>Total LOC Amount</b>	<b>\$ 1,214,243.31</b>	<b>\$ -</b>	<b>\$ 707,841.10</b>	<b>\$ 506,402.21</b>



**STAFF MEMO**

**Village of Jackson Public Works**

**To:** Brian Heckendorf, Village President  
Jen Heidtke, Village Administrator

**CC:** Board of Public Works; Budget and Finance; Village Board

**From:** Jack Straehler, Director of Public Works

**Subject:** Proposal Review - Fiber to Public Parks, Municipal Wells, and Municipal Lift Station - Midwest Fiber Network in the Amount of \$133,850.00

**Meeting Date:** May 26, 2026 – Board of Public Works

---

**Background and Analysis:**

This memo is to inform the Board of a proposal received from Midwest Fiber Network to install fiber connections to two Village parks, three municipal wells, and the sanitary sewer lift station.

During the 2026 budgeting process, the Board allocated and approved funding for this project. The proposal from Midwest Fiber Network totals \$133,850.00, with the costs allocated as follows:

- Water Utility Fund: \$63,750.00
- Sewer Fund: \$16,680.00
- Capital Projects Fund: \$53,420.00

The amounts budgeted for the project were:

- Water Utility Fund: \$170,000.00
- Sewer Fund: \$35,000.00
- Capital Projects Fund: \$120,000.00

The proposal is within the amounts budgeted for the project. It is my recommendation that the Village move forward with the proposal from Midwest Fiber Network for the installation of fiber infrastructure at the identified facilities.

Let me know if you have any questions.

JS

**Recommendation:**

Board of Public Works recommends Budget and Finance Committee and Village Board approve the proposal from Midwest Fiber Network in the amount of \$133,850.00.

# QUOTE



Prepared by:  
 Midwest Fiber Networks  
 6070 N Flint Road  
 Glendale, WI 53209  
 Phone: 414-459-3556  
 rsteadman@midwestfibernetworks.com

Quote: Village of Jackson - Dark Fiber

---

**Date: 05/11/2026**

**To:** Village of Jackson  
 Jack B. Straehler II  
 Director of Public Works  
 W194 N16660 Eagle Drive  
 Jackson, WI 53037  
 Office: 262-677-0707 Cell: 262-305-5012  
 Email: jack.straehler@villageofjacksonwi.gov

Term	Product	Price/ One Time Cost
	<b>Dark Fiber - 6 sites - 2 strands per site</b>	
240 months	N165 W20290 Hickory Lane =	\$21,300.00
240 months	2495 Sherman Rd =	\$16,680.00
240 months	W208 N16898 N. Center Street =	\$42,230.00
240 months	W223 N16450 Cedar Parkway =	\$35,535.00
240 months	N173 W21905 Northwest Passage	\$28,215.00
240 months	W204 N16901 Jackson Drive	\$32,120.00
	<b>Total One Time Cost</b>	<b>\$133,850.00</b>
	<b>Payment Schedule for One Time Costs:</b>	
	20% - Contract Execution	
	30% - Construction Phase	
	50% - Testing & Completion Turn Over	

**MWFN estimated delivery date from contract signing is 90 - 120 +/- days. Depending on permitting.  
 FCC & WI PSC tax is additional & added to monthly invoice  
 Locating Facilities on Private Property - Responsibility of the Customer  
 MWFN shall extend the fiber from the penetration of the external wall to within 50 feet inside of the building.  
 Any demarcation extension beyond 50 feet shall be the responsibility of the Customer.  
 Cross-Connect fees not included if connecting to an MWFN POP - Responsibility of customer  
 Engineering Study Deposit - Non-Refundable - Confirms Route and final cost to project**

*This Quote Summary is confidential and may not be disclosed to third parties. It is non-binding unless and until the terms and conditions stated herein are incorporated into a signed order which is thereafter accepted by Midwest Fiber Networks, LLC. This quote will then be replaced by a formal agreement once negotiations are completed.*

---

Authorized Signature

Date



**STAFF MEMO**

**Village of Jackson Public Works**

**To:** Brian Heckendorf, Village President  
Jen Heidtke, Village Administrator

**CC:** Board of Public Works; Budget and Finance; Village Board

**From:** Jack Straehler, Director of Public Works

**Subject:** Proposal Review - Jackson Park Security Cameras - Pros4 Technology in the Amount of \$19,341.28

**Meeting Date:** May 26, 2026 – Board of Public Works

---

**Background and Analysis:**

This memo is to inform the Board of a proposal received from Pros4 Technology for the installation of security cameras at Jackson Park.

During the 2026 budgeting process, the Board allocated and approved funding in the amount of \$75,000.00 for this project. The proposal submitted by Pros4 Technology totals \$19,341.28 and includes all necessary parts and labor for the installation of the security camera system.

In addition, a proposal was received from Midwest Fiber Network in the amount of \$32,120.00 for the fiber infrastructure improvements necessary to support the project. The total cost to upfit Jackson Park with fiber and security cameras is \$51,461.28.

The combined proposals are within the amount budgeted for the project. Therefore, it is my recommendation that the Village move forward with the proposal from Pros4 Technology for the installation of security cameras at Jackson Park.

Let me know if you have any questions.

JS

**Recommendation:**

Board of Public Works recommends the Budget and Finance Committee and Village Board approve the proposal from Pros4 Technology in the amount of \$19,341.28.



We have prepared a quote for you

**VOJ Jackson Park Cameras**

Quote # 001029  
Version 1



Prepared for:

**Village of Jackson Public Works**

Jack Straehler  
jack.straehler@villageofjacksonwi.gov

Prepared by:

**Pros 4 Technology**

David Becker  
david.becker@pros4tech.com

## Proprietary Notice & Non-Disclosure Statement

Information contained in this document is provided under an exclusive, perpetual non-disclosure agreement and cannot be copied, transmitted, excerpted, or otherwise communicated to anyone without the prior written consent of Pros 4 Technology, Inc.

This package contains proprietary and trade secret information. All data furnished in connection with this package is intended for use in evaluating potential business opportunities with Pros 4 Technology, Inc. and is considered proprietary information.

Intended recipients of this document shall have the right to duplicate, use, or disclose the data contained herein to the extent necessary to perform their duties in the interest of formulating a business relationship with Pros 4 Technology, Inc., **but may not use this information as the basis to obtain competitive quotes from other vendors.**

These restrictions do not limit the right to use information contained herein if said data is obtained from another source, without restriction. These restrictions apply to all media comprising this package.



## NDA Compliance Statement

### What is NDA Section 889?

Section 889 of the 2019 National Defense Authorization Act prohibits the federal government, government contractors, and grant and loan recipients from procuring or using certain “covered telecommunication equipment or services” that are produced by Huawei, ZTE, Hytera, Hikvision, and Dahua and their subsidiaries as a “substantial or essential component of any system, or as critical technology as part of any system.”

Specifically, Sec. 889 has two specific phases of prohibition:

Sec. 889(a)(1)(A) required the federal government, as of August 13, 2019, to not “procure or obtain or extend or renew a contract to procure or obtain any equipment, system, or service that uses covered telecommunication equipment or services as a substantial or essential component of any system, or as critical technology as part of any system.”

Sec. 889(a)(1)(B), which went into effect on August 13, 2020, prohibits the federal government from entering into or extending or renewing contracts with any entity that “uses any equipment, system, or service that uses covered telecommunication equipment or services as a substantial or essential component of any system, or as critical technology as part of any system.”

### What does this mean?










Per Section 889, any federal government, government contractors, or agency or organization who receives federal grant or loan money is required to follow NDA compliance. This means cameras and telecommunications devices that are produced by Huawei, ZTE, Hytera, Hikvision, and Dahua and their subsidiaries are not allowed to be used.

### Pros 4 Technology and the NDA

Pros 4 Technology understands the importance of cybersecurity which is why we provide cameras and systems that are fully NDA compliant. All camera listed on this estimate fall under NDA and TAA compliance.



Products

Description		Price	Qty	Ext. Price
<b>Alibi Vigilant 8MP 98 Feet Varifocal IllumiNite-IR Starlight+ IntelliSearch Vandal IP Turret Camera</b> <ul style="list-style-type: none"> <li>• 8MP high-resolution 3840 x 2160 @ 30fps</li> <li>• 2.8-12mm @ F1.2</li> <li>• 111.5 to 54.1 degrees horizontal FOV to capture large areas</li> <li>• Smart IR up to 98 feet nighttime viewing</li> <li>• Color Attribute Collection</li> <li>• IntelliSearch Color Match Technology</li> <li>• Starlight+ technology - Color: 0.0005 Lux, 0 Lux with IR</li> <li>• 130dB True Wide Dynamic Range (WDR)</li> <li>• Supports red &amp; blue warning lights for Active Deterrence</li> <li>• Built-in mic and speaker</li> <li>• Audio I/O 1 in 1 out; Alarm 1 in/1 out</li> <li>• Micro SD, up to 512 GB</li> <li>• Supports Ultra 265, H.265, H.264, and MJPEG</li> <li>• ANR, NAS(NFS) Network Storage</li> <li>• IP67 weather-resistant rating</li> <li>• IK10 vandal resistant</li> </ul>		\$623.49	12	\$7,481.88
<b>Alibi Vigilant Junction box for Metal Turret Camera</b>		\$18.26	12	\$219.12
<b>MikroTik CSS610-8P-2S+IN 8-Port Gigabit PoE+ Managed Network Switch</b>		\$332.05	3	\$996.15
<b>The SXTsq 5 ac is a compact and lightweight outdoor 5Ghz 802.11ac wireless device with an integrated antenna, perfect for point-to-point links or as a CPE unit. The device includes one 10/100/1000 Mbit Ethernet port to fully utilize speeds that 802.11ac p</b>		\$80.00	8	\$640.00
<b>Zyxel GS1900-10HP 8-port PoE+ with [2] Gigabit SFP slots</b>		\$219.00	2	\$438.00
<b>Steel Wall Box 6 x 16 x 12in Pebble Gray Bracket Mount IP66</b>		\$115.00	3	\$345.00
<b>1U Rack Shelf</b>		\$49.00	2	\$98.00
<b>Digital Watchdog Spectrum IPVMS - License - 10 IP Camera</b>		\$1,088.85	1	\$1,088.85
<b>Digital Watchdog Spectrum IPVMS - License - 1 IP Camera</b>		\$108.89	2	\$217.78

Products

Description	Price	Qty	Ext. Price
<b>Wire and Supplies</b>	\$1,536.50	1	\$1,536.50
Subtotal:			\$13,061.28

Services

Description	Price	Qty	Ext. Price
<b>Wiring &amp; Install Labor</b>	\$4,280.00	1	\$4,280.00
<b>Programming and Setup Labor</b>	\$2,000.00	1	\$2,000.00
Subtotal:			\$6,280.00



## VOJ Jackson Park Cameras

**Quote Information:**

**Quote #: 001029**

Version: 1  
 Delivery Date: 05/13/2026  
 Expiration Date: 05/27/2026

**Prepared for:**

**Village of Jackson Public Works**  
 W194N16660 Eagle Drive  
 Jackson, WI 53037  
 Jack Straehler  
 (262) 677-9001  
 jack.straehler@villageofjacksonwi.gov

**Prepared by:**



**Pros 4 Technology**  
 David Becker  
 920-400-1279  
 david.becker@pros4tech.com


### Quote Summary

Description	Amount
Products	\$13,061.28
Services	\$6,280.00
<b>Total:</b>	<b>\$19,341.28</b>

Sales Tax will be added when applicable, hardware will be billed before ordering, labor will be billed after completion, prices and specifications subject to change. Although we strive to be as accurate as possible, this estimate is an approximation and is not guaranteed. The estimate is based on information provided from the client regarding project requirements and what we could see during the initial walk through. Actual costs may change once the project starts due to unforeseen circumstances, any need for changes, or any changes requested by the client. Prior to any changes of cost, the client will be notified.

### Pros 4 Technology

### Village of Jackson Public Works

Signature:   
 Name: David Becker  
 Title: Director of Operations  
 Date: 05/13/2026

Signature: \_\_\_\_\_  
 Name: Jack Straehler  
 Date: \_\_\_\_\_



# IPVM Designer Calculation | May 13, 2026



## Overview



## Camera 1



Model: Alibi ALI-XT81-UZAI Resolution: 4K  
H AoV: 80° Distance: 57ft Width: 79.3ft PPF: 48.5  
Imager: 1/2.8" Focal Length: 3.85mm Camera Height: 10.00ft Tilt: -22.50° Scene Height: 10.00ft



Day - Ideal

Dark With IR



48.5 ppf  
57 ft  
Away




Warning: results may vary depending on light and camera

## Camera 2



Model: Alibi ALI-XT81-UZAI Resolution: 4K  
HAoV: 80° Distance: 60ft Width: 84.0ft PPF: 45.7  
Imager: 1/2.8" Focal Length: 3.85mm Camera Height: 10.00ft Tilt: -22.50° Scene Height: 10.00ft



Day - Ideal

Dark With IR



45.7 ppf  
60 ft  
Away




Warning: results may vary depending on light and camera

## Camera 3



Model: Alibi ALI-XT81-UZAI Resolution: 4K  
HAoV: 80° Distance: 61ft Width: 84.6ft PPF: 45.4  
Imager: 1/2.8" Focal Length: 3.85mm Camera Height: 10.00ft Tilt: -22.50° Scene Height: 10.00ft



Day - Ideal

Dark With IR



45.4 ppf  
61 ft  
Away





Warning: results may vary depending on light and camera

# Camera 4



Model: Alibi ALI-XT81-UZAI Resolution: 4K  
HAoV: 80° Distance: 70ft Width: 98.1ft PPF: 39.1  
Imager: 1/2.8" Focal Length: 3.85mm Camera Height: 10.00ft Tilt: -22.50° Scene Height: 10.00ft





Day - Ideal Dark With IR

	39.1 ppf 70 ft Away	
	Warning: results may vary depending on light and camera	

# Camera 5



Model: Alibi ALI-XT81-UZAI Resolution: 4K  
HAoV: 98° Distance: 65ft Width: 111.4ft PPF: 34.5  
Imager: 1/2.8" Focal Length: 2.81mm Camera Height: 10.00ft Tilt: -27.53° Scene Height: 10.00ft




Day - Ideal Dark With IR

	34.5 ppf 65 ft Away	
	Warning: results may vary depending on light and camera	

## Camera 6



Model: Alibi ALI-XT81-UZAI Resolution: 4K  
HAoV: 96° Distance: 83ft Width: 138.9ft PPF: 27.6  
Imager: 1/2.8" Focal Length: 2.91mm Camera Height: 10.00ft Tilt: -27.02° Scene Height: 10.00ft




Day - Ideal Dark With IR

	27.6 ppf 83 ft Away	
<small>Warning: results may vary depending on light and camera</small>		

## Camera 7



Model: Alibi ALI-XT81-UZAI Resolution: 4K  
HAoV: 80° Distance: 65ft Width: 91.2ft PPF: 42.1  
Imager: 1/2.8" Focal Length: 3.85mm Camera Height: 10.00ft Tilt: -22.50° Scene Height: 10.00ft




Day - Ideal Dark With IR

	42.1 ppf 65 ft Away	
<small>Warning: results may vary depending on light and camera</small>		

# Camera 8



Model: Alibi ALI-XT81-UZAI Resolution: 4K  
HAoV: 92° Distance: 72ft Width: 115.3ft PPF: 33.3  
Imager: 1/2.8" Focal Length: 3.11mm Camera Height: 10.00ft Tilt: -25.90° Scene Height: 10.00ft



Day - Ideal

Dark With IR



33.3 ppf  
72 ft  
Away




Warning: results may vary depending on light and camera

# Camera 9



Model: Alibi ALI-XT81-UZAI Resolution: 4K  
HAoV: 80° Distance: 80ft Width: 111.7ft PPF: 34.4  
Imager: 1/2.8" Focal Length: 3.85mm Camera Height: 10.00ft Tilt: -22.50° Scene Height: 10.00ft



Day - Ideal

Dark With IR



34.4 ppf  
80 ft  
Away



Warning: results may vary depending on light and camera

# Camera 10



Model: Alibi ALI-XT81-UZAI Resolution: 4K  
HAoV: 94° Distance: 54ft Width: 89.0ft PPF: 43.1  
Imager: 1/2.8" Focal Length: 3.00mm Camera Height: 10.00ft Tilt: -26.48° Scene Height: 10.00ft



Day - Ideal

Dark With IR



43.1 ppf  
54 ft  
Away




Warning: results may vary depending on light and camera

# Camera 11



Model: Alibi ALI-XT81-UZAI Resolution: 4K  
HAoV: 80° Distance: 71ft Width: 98.5ft PPF: 39.0  
Imager: 1/2.8" Focal Length: 3.85mm Camera Height: 10.00ft Tilt: -22.50° Scene Height: 10.00ft



Day - Ideal

Dark With IR



39.0 ppf  
71 ft  
Away





Warning: results may vary depending on light and camera

# Camera 12



Model: Alibi ALI-XT81-UZAI Resolution: 4K  
HAoV: 80° Distance: 72ft Width: 100.6ft PPF: 38.2  
Imager: 1/2.8" Focal Length: 3.85mm Camera Height: 10.00ft Tilt: -22.50° Scene Height: 10.00ft



This presentation is an output of the IPVM Designer / Calculator but is the work product of the individual who created it. IPVM does not guarantee nor warranty the work therein nor its implementation. Issues that may impact actual performance include but are not limited to lighting conditions, lens quality, and compression level.



Meets federal government technical requirements

## Alibi Vigilant 8MP 98 Feet IllumiNite-IR Starlight+ IntelliSearch Vandal IP Varifocal Turret Camera w/Built-in Mic and Speaker

### Key Features:

- 8MP high-resolution 3840 x 2160 @ 30fps
- 2.8-12mm @ F1.2
- 111.5 to 54.1 degrees horizontal FOV to capture large areas
- Smart IR up to 98 feet nighttime viewing
- Color Attribute Collection
- IntelliSearch Color Match Technology
- Starlight+ technology - Color: 0.0005 Lux, 0 Lux with IR
- 130dB True Wide Dynamic Range (WDR)
- Supports red & blue warning lights for Active Deterrence
- Built-in mic and speaker
- Audio I/O 1 in 1 out; Alarm 1 in/1 out
- Micro SD, up to 512 GB
- Supports Ultra 265, H.265, H.264, and MJPEG
- ANR, NAS(NFS) Network Storage
- IP67 weather-resistant rating
- IK10 vandal resistant
- NDAA Compliant
- One-click Cloud firmware updating

## Specifications

Camera	
Max Resolution	8 MP
Sensor	1/1.8" CMOS
Min. Illumination	Color: 0.0005 Lux (F1.0, AGC ON)
Day/Night	IR-cut filter with auto switch (ICR)
Shutter	Auto/Manual, 1 to 1/100000 s
Adjustment Angle	Pan: 0° to 360°, Tilt: 0° to 75°, Rotate: 0° to 360°
S/N	> 56 dB
WDR	130 dB

Lens	
Focal Length	2.8 to 12 mm
Iris Type	Fixed
Iris	F1.2
Field of View (H)	111.5° to 54.1°
Field of View (V)	60.2° to 30.6°
Field of View (D)	128.7° to 61.9°
Lens Type	Motorized
DORI	
DORI Distance (Lens)	2.8 to 12 mm
DORI Distance (Detect)	63.0 m to 270.0 m (206.7 ft. to 885.8 ft)
DORI Distance (Observe)	25.2 m to 108.0 m (82.7 ft. to 354.3 ft)
DORI Distance (Recognize)	12.6 m to 54.0 m (41.3 ft. to 177.2 ft)
DORI Distance (Identify)	6.3 m to 27.0 m (20.7 ft. to 88.6 ft)
Illuminator	
Supplemental Light	Dual light
Illumination Distance (IR)	30 m (98.4 ft)
Illumination Distance (Warm Light)	30 m (98.4 ft)
IR On/Off Control	Auto/Manual
Wavelength	850 nm
Light On/Off Control	Auto/Manual
Video	
Video Compression	Ultra 265, H.265, H.264, MJPEG
H.264 Code Profile	Baseline profile, Main profile, High profile
Frame Rate-Main Stream	8 MP (3840 × 2160), max. 30 fps; 5 MP (3072 × 1728), max. 30 fps; 4 MP (2560 × 1440), max. 30 fps; 1080P (1920 × 1080), max. 30 fps; 720P (1280 × 720), max. 30 fps
Frame Rate-Sub Stream	1080P (1920 × 1080), max. 30 fps; 720P (1280 × 720), max. 30 fps; D1 (720 × 576), max. 30 fps; 640 × 360, max. 30 fps; 2CIF (704 × 288), max. 30 fps; CIF (352 × 288), max. 30 fps
Frame Rate-Third Stream	D1 (720 × 576), max. 30 fps; 640 × 360, max. 30 fps; 2CIF (704 × 288), max. 30 fps; CIF (352 × 288), max. 30 fps
Video Bit Rate	128 Kbps to 16 Mbps
U-code	Support
OSD	Up to 8 OSDs
Privacy Mask	Up to 4 areas
ROI	Support
Video Stream	Triple streams
Image	
White Balance	Auto, Outdoor, Fine tune, Sodium lamp, Locked, Auto2
Digital Noise Reduction	2D/3D DNR
Smart Illumination	Support
Auto Scene Match (ASM)	Support
Flip	Normal, Flip vertical, Flip horizontal, 180°, 90° Clockwise, 90° Anti-clockwise
Dewarping	N/A
HLC	Support
BLC	Support
Defog	Digital defog

Intelligent	
Smart Intrusion Prevention	Cross line detection, intrusion detection, enter area detection, leave area detection (support false alarm filtering and the classification of human, non-motor vehicle and vehicle)
Statistical Analysis	N/A
People Counting	Support people flow counting and crowd density detection
Attribute Collection	SIP with color retrieval
Events	
Basic Detection	Motion detection, Ultra motion detection, Tampering alarm, Audio detection, Object removed, Object Left Behind
General Function	Watermark, IP address filtering, Access policy, ARP protection, RTSP authentication, User authentication, HTTP authentication, Alarm input, Alarm output
Audio	
Audio Compression	G.711U, G.711A
Audio Bitrate	64 Kbps
Two-way Audio	Support
Suppression	Support
Sampling Rate	8 kHz
Storage	
Edge Storage	MicroSD, up to 512 GB
Network Storage	ANR, NAS (NFS)
Network	
Protocols	IPv4, IPv6, IGMP, ICMP, ARP, TCP, UDP, DHCP, PPPoE, RTP, RTSP, RTCP, RTMP, DNS, DDNS, NTP, UPnP, HTTP, HTTPS, SMTP, 802.1x, SNMP, QoS, SSL/TLS, SSH
Compatible Integration	ONVIF (Profile S, Profile G, Profile T, Profile M), API, SDK
User/Host	Up to 32 users. 3 user levels: administrator, common user and operator
Client	Alibi Vigilant CMS, APP
Web Browser	Plug-in required live view: IE 10+, Chrome 45+, Firefox 52+, Edge 79+, Plug-in free live view: Chrome 57+, Firefox 58+, Edge 16+
Interface	
Audio I/O	1 Input: impedance 35 k $\Omega$ , amplitude 2 V [p-p], 1 Output: impedance 600 $\Omega$ , amplitude 2 V [p-p]
Alarm I/O	1/1
Serial Port	N/A
Built-in Mic	Built-in dual-mic
Built-in Speaker	Support
WIFI	N/A
Network	1 $\times$ RJ45 10 M/100 M Base-TX Ethernet
Video Output	N/A
Certification	
EMC	CE-EMC (EN 55032, EN 61000-3-3, EN IEC 61000-3-2, EN 50130-4)
	FCC (FCC 47 CFR part15 B)
Safety	CE-LVD (EN 62368-1)
	UL/CUL (UL 62368-1, CAN/CSA C22.2 No. 62368-1)
Environment	CE-RoHS (2011/65/EU ; (EU) 2015/863) ; WEEE (2012/19/EU)
Protection	IP67 (IEC 60529)
	IK10 (IEC 62262)
	NEMA 4X

General	
Power	DC 12 V±25%, PoE (IEEE 802.3af)
Power Consumption	Max. 7.0 W
Power Interface	Ø5.5 mm coaxial power plug
Dimensions	Ø128.7 mm × 110.3 mm (Ø5.1" × 4.3" ) (Ø × H)
Weight	0.99 kg (2.18 lb)
Material	Metal
Working Environment	-40 to 60C degrees (-40 to 140F), Humidity: ≤ 95% RH (non-condensing)
Storage Environment	-40 to 60C degrees (-40 to 140F), Humidity: ≤ 95% RH (non-condensing)
Surge Protection	4 KV
Reset Button	Support
Web Client Language	20 Languages: Traditional Chinese, English, Simplified Chinese, Polish, German, Russian, French, Korean, Dutch, Czech, Portuguese (Europe), Portuguese (Brazil), Japanese, Thai, Turkish, Spanish (Latin America), Spanish (Europe), Hungarian, Italian, Vietnamese

# Accessories

ALI-JB03-H-IN-V2

Junction Box for Metal Turret Camera  
(Support wiring from behind)



ALI-A01-IN

Waterproof Cable Gland



ALI-UP06-C-IN-V2

Pole Mounting Bracket for Bullet Junction Box Only



ALI-WM03-B-IN-V2

Wall Mounting Assembling Bracket for 3 Inch Hemisphere



ALI-JB07/WM03-F-IN-V2

Wall Mounting Assembling Bracket with Back Hole for 3 Inch Hemisphere

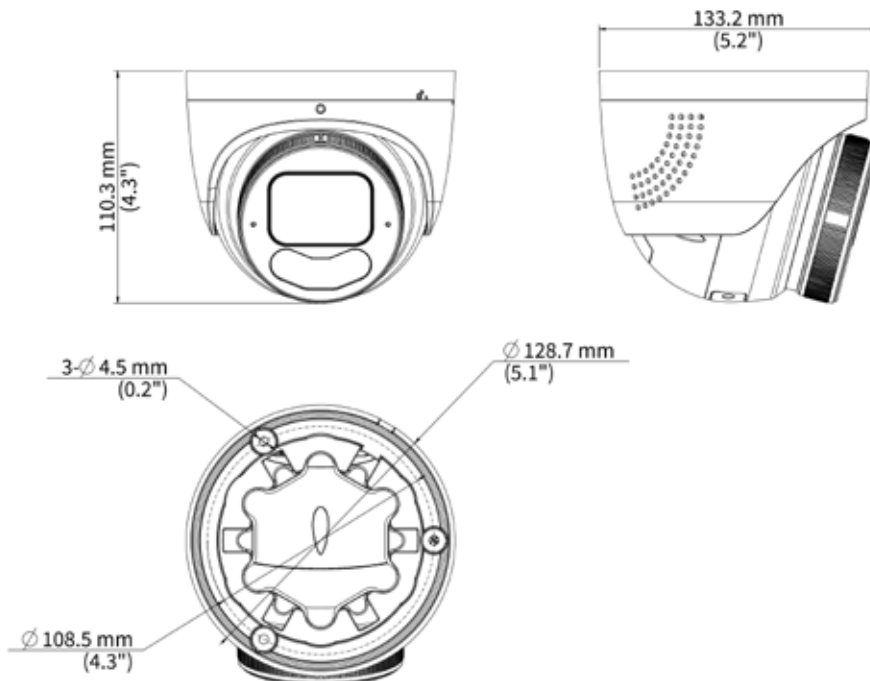


ALI-UC08-C-V2

Bullet&Dome Corner Mounting Bracket



# Dimensions





**STAFF MEMO**

**Village of Jackson Public Works**

**To:** Brian Heckendorf, Village President  
Jen Heidtke, Village Administrator

**CC:** Board of Public Works; Budget and Finance; Village Board

**From:** Jack Straehler, Director of Public Works

**Subject:** Proposal Review - Hickory Lane Park Security Cameras - Pros4 Technology in the Amount of \$12,800.87

**Meeting Date:** May 26, 2026 – Board of Public Works

---

**Background and Analysis:**

This memo is to inform the Board of a proposal received from Pros4 Technology for the installation of security cameras at Hickory Lane Park.

During the 2026 budgeting process, the Board allocated and approved funding in the amount of \$45,000.00 for this project. The proposal submitted by Pros4 Technology totals \$12,800.87 and includes all necessary parts and labor for the installation of the security camera system.

In addition, a proposal was received from Midwest Fiber Network in the amount of \$21,300.00 for the fiber infrastructure improvements necessary to support the project. The total cost to upfit Hickory Lane Park with fiber and security cameras is \$34,100.87.

The combined proposals are within the amount budgeted for the project. Therefore, it is my recommendation that the Village move forward with the proposal from Pros4 Technology for the installation of security cameras at Hickory Lane Park.

Let me know if you have any questions.

JS

**Recommendation:**

Board of Public Works recommends the Budget and Finance Committee and Village Board approve the proposal from Pros4 Technology in the amount of \$12,800.87.



We have prepared a quote for you

**VOJ Hickory Park Cameras**

Quote # 001006  
Version 2



Prepared for:

**Village of Jackson Public Works**

Jack Straehler  
jack.straehler@villageofjacksonwi.gov

Prepared by:

**Pros 4 Technology**

David Becker  
david.becker@pros4tech.com

## Proprietary Notice & Non-Disclosure Statement

Information contained in this document is provided under an exclusive, perpetual non-disclosure agreement and cannot be copied, transmitted, excerpted, or otherwise communicated to anyone without the prior written consent of Pros 4 Technology, Inc.

This package contains proprietary and trade secret information. All data furnished in connection with this package is intended for use in evaluating potential business opportunities with Pros 4 Technology, Inc. and is considered proprietary information.

Intended recipients of this document shall have the right to duplicate, use, or disclose the data contained herein to the extent necessary to perform their duties in the interest of formulating a business relationship with Pros 4 Technology, Inc., **but may not use this information as the basis to obtain competitive quotes from other vendors.**

These restrictions do not limit the right to use information contained herein if said data is obtained from another source, without restriction. These restrictions apply to all media comprising this package.



## NDA Compliance Statement

### What is NDA Section 889?

Section 889 of the 2019 National Defense Authorization Act prohibits the federal government, government contractors, and grant and loan recipients from procuring or using certain “covered telecommunication equipment or services” that are produced by Huawei, ZTE, Hytera, Hikvision, and Dahua and their subsidiaries as a “substantial or essential component of any system, or as critical technology as part of any system.”

Specifically, Sec. 889 has two specific phases of prohibition:

Sec. 889(a)(1)(A) required the federal government, as of August 13, 2019, to not “procure or obtain or extend or renew a contract to procure or obtain any equipment, system, or service that uses covered telecommunication equipment or services as a substantial or essential component of any system, or as critical technology as part of any system.”

Sec. 889(a)(1)(B), which went into effect on August 13, 2020, prohibits the federal government from entering into or extending or renewing contracts with any entity that “uses any equipment, system, or service that uses covered telecommunication equipment or services as a substantial or essential component of any system, or as critical technology as part of any system.”

### What does this mean?









Per Section 889, any federal government, government contractors, or agency or organization who receives federal grant or loan money is required to follow NDA compliance. This means cameras and telecommunications devices that are produced by Huawei, ZTE, Hytera, Hikvision, and Dahua and their subsidiaries are not allowed to be used.

### Pros 4 Technology and the NDA

Pros 4 Technology understands the importance of cybersecurity which is why we provide cameras and systems that are fully NDA compliant. All camera listed on this estimate fall under NDA and TAA compliance.



Products

Description		Price	Qty	Ext. Price
<b>Alibi Vigilant 8MP 98 Feet Varifocal IllumiNite-IR Starlight+ IntelliSearch Vandal IP Turret Camera</b>  <ul style="list-style-type: none"> <li>• 8MP high-resolution 3840 x 2160 @ 30fps</li> <li>• 2.8-12mm @ F1.2</li> <li>• 111.5 to 54.1 degrees horizontal FOV to capture large areas</li> <li>• Smart IR up to 98 feet nighttime viewing</li> <li>• Color Attribute Collection</li> <li>• IntelliSearch Color Match Technology</li> <li>• Starlight+ technology - Color: 0.0005 Lux, 0 Lux with IR</li> <li>• 130dB True Wide Dynamic Range (WDR)</li> <li>• Supports red &amp; blue warning lights for Active Deterrence</li> <li>• Built-in mic and speaker</li> <li>• Audio I/O 1 in 1 out; Alarm 1 in/1 out</li> <li>• Micro SD, up to 512 GB</li> <li>• Supports Ultra 265, H.265, H.264, and MJPEG</li> <li>• ANR, NAS(NFS) Network Storage</li> <li>• IP67 weather-resistant rating</li> <li>• IK10 vandal resistant</li> </ul>		\$623.49	7	\$4,364.43
<b>Alibi Vigilant Junction box for Metal Turret Camera</b> 		\$18.26	7	\$127.82
<b>Hanwha 4K Network Camera - Color - Bullet - White - 229.66 ft Infrared Night Vision - H.264, H.265, MJPEG, H.264H, H.264M, H.265M, H.265H - 3840 x 2160 - 6.91 mm- 214.70 mm Varifocal Lens - 31x Optical - 30 fps - CMOS - Gigabit Ethernet - USB -</b> 		\$2,181.54	1	\$2,181.54
<b>Steel Wall Box 6 x 16 x 12in Pebble Gray Bracket Mount IP66</b> 		\$115.00	1	\$115.00
<b>1U Rack Shelf</b> 		\$49.00	1	\$49.00
<b>Zyxel GS1900-10HP 8-port PoE+ with [2] Gigabit SFP slots</b> 		\$219.00	2	\$438.00
<b>The SXTsq 5 ac is a compact and lightweight outdoor 5Ghz 802.11ac wireless device with an integrated antenna, perfect for point-to-point links or as a CPE unit. The device includes one 10/100/1000 Mbit Ethernet port to fully utilize speeds that 802.11ac p</b> 		\$80.00	2	\$160.00
<b>DW Spectrum Recording Licenses - 4 Camera Pack</b> 		\$435.54	2	\$871.08

Products

Description	Price	Qty	Ext. Price
<b>Wire and Supplies</b>	\$694.00	1	\$694.00
Subtotal:			\$9,000.87

Services

Description	Price	Qty	Ext. Price
<b>Wiring &amp; Install Labor</b>	\$2,800.00	1	\$2,800.00
<b>Programming and Setup Labor</b>	\$1,000.00	1	\$1,000.00
Subtotal:			\$3,800.00



## VOJ Hickory Park Cameras

**Quote Information:**

**Quote #: 001006**

Version: 2

Delivery Date: 05/13/2026

Expiration Date: 05/27/2026

**Prepared for:**

**Village of Jackson Public Works**

W194N16660 Eagle Drive

Jackson, WI 53037

Jack Straehler

(262) 677-9001

jack.straehler@villageofjacksonwi.gov

**Prepared by:**



**Pros 4 Technology**

David Becker

920-400-1279

david.becker@pros4tech.com

## Quote Summary

Description	Amount
Products	\$9,000.87
Services	\$3,800.00
<b>Total:</b>	<b>\$12,800.87</b>

Sales Tax will be added when applicable, hardware will be billed before ordering, labor will be billed after completion, prices and specifications subject to change. Although we strive to be as accurate as possible, this estimate is an approximation and is not guaranteed. The estimate is based on information provided from the client regarding project requirements and what we could see during the initial walk through. Actual costs may change once the project starts due to unforeseen circumstances, any need for changes, or any changes requested by the client. Prior to any changes of cost, the client will be notified.

### Pros 4 Technology

### Village of Jackson Public Works

Signature:

Name: David Becker

Title: Director of Operations

Date: 05/13/2026

Signature: \_\_\_\_\_

Name: Jack Straehler

Date: \_\_\_\_\_



# IPVM Designer Calculation | May 13, 2026

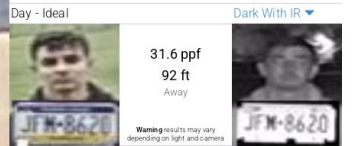

## Overview



## Camera 1





Model: Alibi ALI-XT81-UZAI Resolution: 4K  
H AoV: 76° Distance: 92ft Width: 121.6ft PPF: 31.6  
Imager: 1/2.8" Focal Length: 4.15mm Camera Height: 10.00ft Tilt: -21.33° Scene Height: 10.00ft



## Camera 2



Model: Alibi ALI-XT81-UZAI Resolution: 4K  
HAoV: 79° Distance: 74ft Width: 102.9ft PPF: 37.3  
Imager: 1/2.8" Focal Length: 3.90mm Camera Height: 10.00ft Tilt: -22.31° Scene Height: 10.00ft



Day - Ideal

Dark With IR



37.3 ppf  
74 ft  
Away





Warning: results may vary depending on light and camera

## Camera 3



Model: Alibi ALI-XT81-UZAI Resolution: 4K  
HAoV: 80° Distance: 71ft Width: 98.7ft PPF: 38.9  
Imager: 1/2.8" Focal Length: 3.85mm Camera Height: 10.00ft Tilt: -22.50° Scene Height: 10.00ft



Day - Ideal

Dark With IR



38.9 ppf  
71 ft  
Away





Warning: results may vary depending on light and camera

## Camera 4



Model: Alibi ALI-XT81-UZAI Resolution: 4K  
H AoV: 80° Distance: 52ft Width: 72.0ft PPF: 53.3  
Imager: 1/2.8" Focal Length: 3.85mm Camera Height: 10.00ft Tilt: -22.50° Scene Height: 10.00ft



Day - Ideal

Dark With IR



53.3 ppf  
52 ft  
Away




Warning: results may vary depending on light and camera

## Camera 5



Model: Alibi ALI-XT81-UZAI Resolution: 4K  
H AoV: 80° Distance: 73ft Width: 101.3ft PPF: 37.9  
Imager: 1/2.8" Focal Length: 3.85mm Camera Height: 10.00ft Tilt: -22.50° Scene Height: 10.00ft



Day - Ideal

Dark With IR



37.9 ppf  
73 ft  
Away




Warning: results may vary depending on light and camera

# Camera 6



Model: Alibi ALI-XT81-UZAI Resolution: 4K  
H AoV: 80° Distance: 101ft Width: 141.7ft PPF: 27.1  
Imager: 1/2.8" Focal Length: 3.85mm Camera Height: 10.00ft Tilt: -22.50° Scene Height: 10.00ft



Day - Ideal

Dark With IR



27.1 ppf  
101 ft  
Away


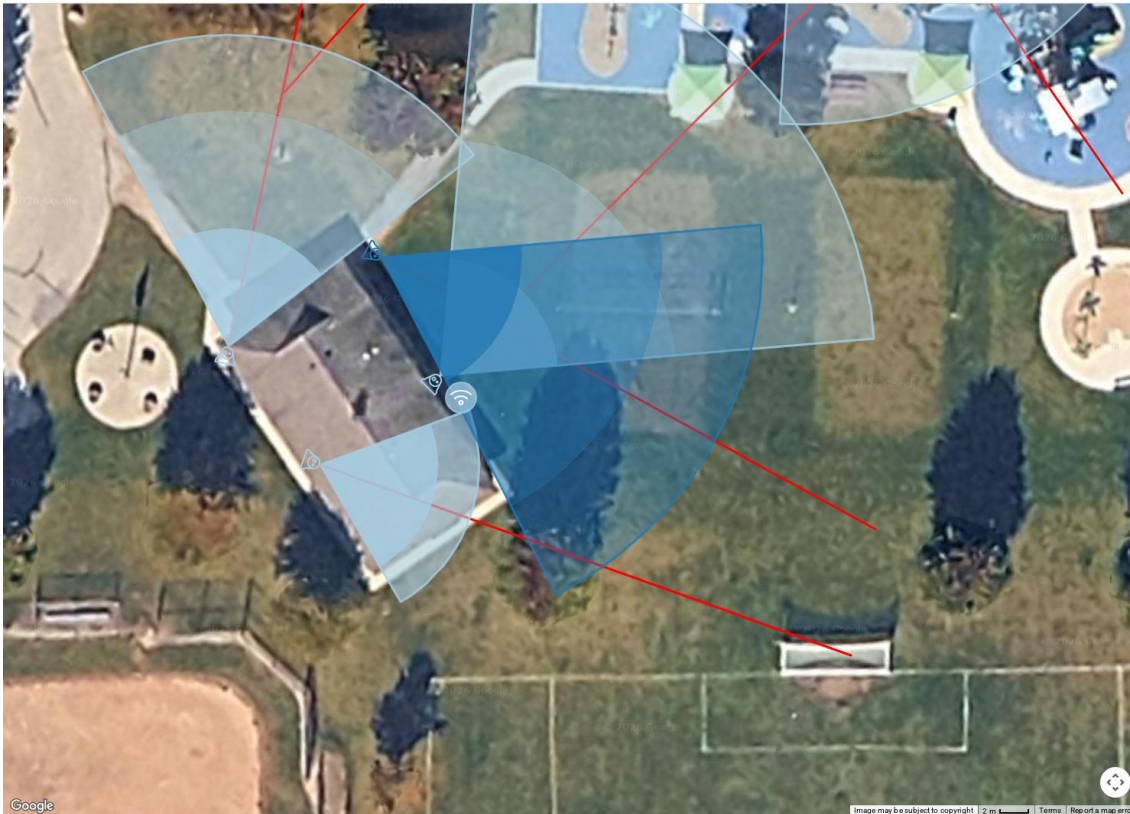


Warning: results may vary depending on light and camera

# Camera 7



Model: Alibi ALI-XT81-UZAI Resolution: 4K  
H AoV: 68° Distance: 89ft Width: 104.4ft PPF: 36.8  
Imager: 1/2.8" Focal Length: 4.83mm Camera Height: 10.00ft Tilt: -19.00° Scene Height: 10.00ft



Day - Ideal

Dark With IR



36.8 ppf  
89 ft  
Away





Warning: results may vary depending on light and camera

# Camera 8



Model: Hanwha PNO-A9311R Resolution: 4K  
HAoV: 29° Distance: 152ft Width: 77.8ft PPF: 49.4  
Imager: 1/1.8" Focal Length: 6.91 - 214.7mm Camera Height: 10.00ft Tilt: -8.25° Scene Height: 10.00ft




Day - Ideal Dark With IR

	49.4 ppf 152 ft Away	
<small>Warning: results may vary depending on light and camera</small>		

# Camera 9



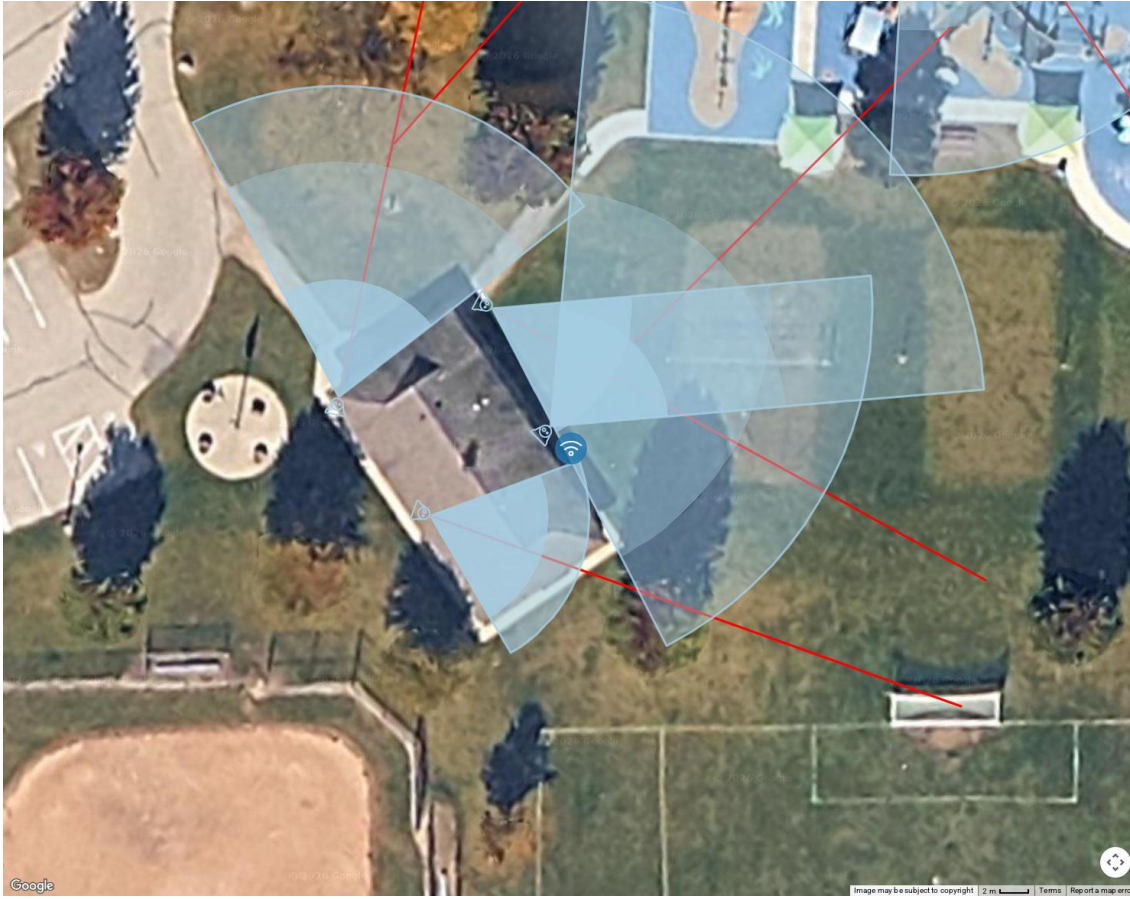
Model: Alibi ALI-XT81-UZAI Resolution: 4K  
HAoV: 80° Distance: 37ft Width: 51.6ft PPF: 74.4  
Imager: 1/2.8" Focal Length: 3.85mm Camera Height: 10.00ft Tilt: -22.50° Scene Height: 10.00ft



Day - Ideal Dark With IR

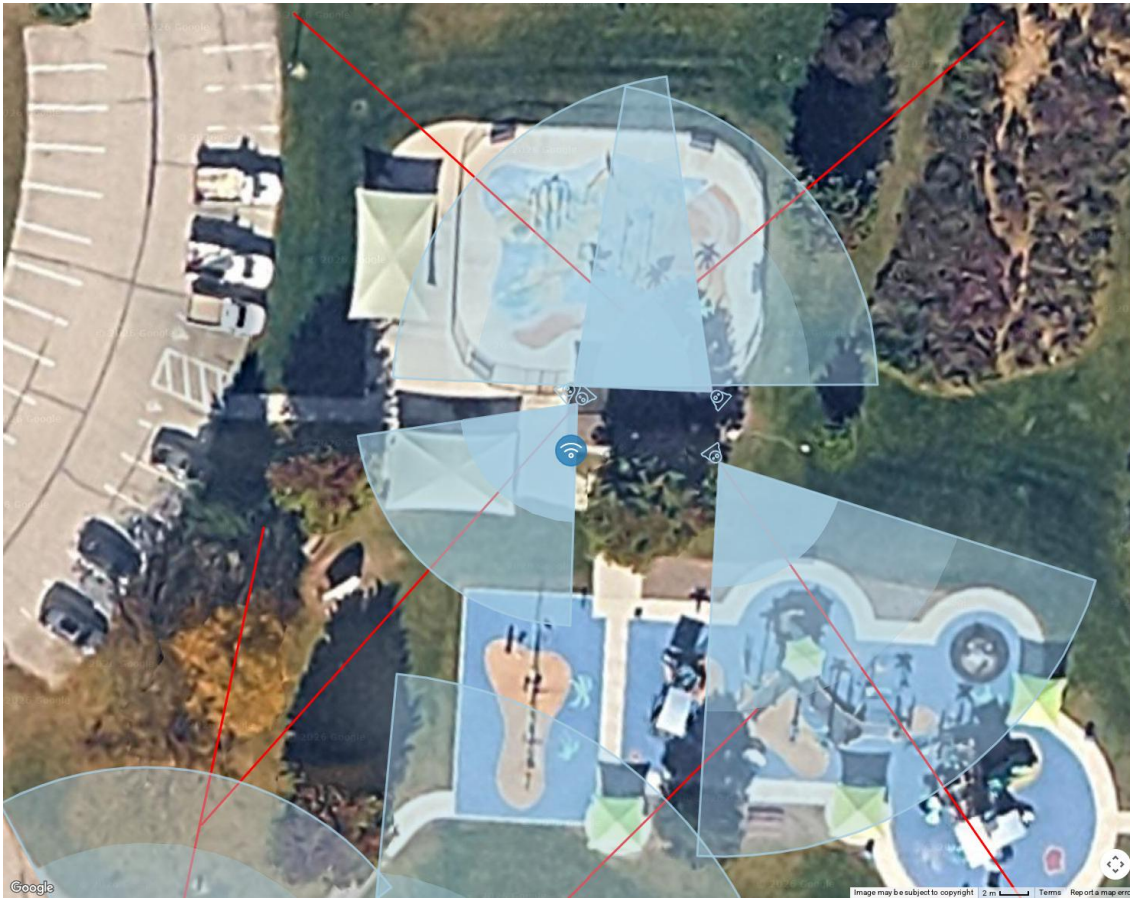
	74.4 ppf 37 ft Away	
<small>Warning: results may vary depending on light and camera</small>		

## Wireless Point to Point



Cable Calculations:  
*No connection*  
Manufacturer:  
Model:  
Notes:

## Wireless Access Point 2



Cable Calculations:  
*No connection*  
Manufacturer:  
Model:  
Notes:

This presentation is an output of the IPVM Designer / Calculator but is the work product of the individual who created it. IPVM does not guarantee nor warranty the work therein nor its implementation. Issues that may impact actual performance include but are not limited to lighting conditions, lens quality, and compression level.



Meets federal government technical requirements

## Alibi Vigilant 8MP 98 Feet IllumiNite-IR Starlight+ IntelliSearch Vandal IP Varifocal Turret Camera w/Built-in Mic and Speaker

### Key Features:

- 8MP high-resolution 3840 x 2160 @ 30fps
- 2.8-12mm @ F1.2
- 111.5 to 54.1 degrees horizontal FOV to capture large areas
- Smart IR up to 98 feet nighttime viewing
- Color Attribute Collection
- IntelliSearch Color Match Technology
- Starlight+ technology - Color: 0.0005 Lux, 0 Lux with IR
- 130dB True Wide Dynamic Range (WDR)
- Supports red & blue warning lights for Active Deterrence
- Built-in mic and speaker
- Audio I/O 1 in 1 out; Alarm 1 in/1 out
- Micro SD, up to 512 GB
- Supports Ultra 265, H.265, H.264, and MJPEG
- ANR, NAS(NFS) Network Storage
- IP67 weather-resistant rating
- IK10 vandal resistant
- NDAA Compliant
- One-click Cloud firmware updating

## Specifications

Camera	
Max Resolution	8 MP
Sensor	1/1.8" CMOS
Min. Illumination	Color: 0.0005 Lux (F1.0, AGC ON)
Day/Night	IR-cut filter with auto switch (ICR)
Shutter	Auto/Manual, 1 to 1/100000 s
Adjustment Angle	Pan: 0° to 360°, Tilt: 0° to 75°, Rotate: 0° to 360°
S/N	> 56 dB
WDR	130 dB

<b>Lens</b>	
Focal Length	2.8 to 12 mm
Iris Type	Fixed
Iris	F1.2
Field of View (H)	111.5° to 54.1°
Field of View (V)	60.2° to 30.6°
Field of View (D)	128.7° to 61.9°
Lens Type	Motorized
<b>DORI</b>	
DORI Distance (Lens)	2.8 to 12 mm
DORI Distance (Detect)	63.0 m to 270.0 m (206.7 ft. to 885.8 ft)
DORI Distance (Observe)	25.2 m to 108.0 m (82.7 ft. to 354.3 ft)
DORI Distance (Recognize)	12.6 m to 54.0 m (41.3 ft. to 177.2 ft)
DORI Distance (Identify)	6.3 m to 27.0 m (20.7 ft. to 88.6 ft)
<b>Illuminator</b>	
Supplemental Light	Dual light
Illumination Distance (IR)	30 m (98.4 ft)
Illumination Distance (Warm Light)	30 m (98.4 ft)
IR On/Off Control	Auto/Manual
Wavelength	850 nm
Light On/Off Control	Auto/Manual
<b>Video</b>	
Video Compression	Ultra 265, H.265, H.264, MJPEG
H.264 Code Profile	Baseline profile, Main profile, High profile
Frame Rate-Main Stream	8 MP (3840 × 2160), max. 30 fps; 5 MP (3072 × 1728), max. 30 fps; 4 MP (2560 × 1440), max. 30 fps; 1080P (1920 × 1080), max. 30 fps; 720P (1280 × 720), max. 30 fps
Frame Rate-Sub Stream	1080P (1920 × 1080), max. 30 fps; 720P (1280 × 720), max. 30 fps; D1 (720 × 576), max. 30 fps; 640 × 360, max. 30 fps; 2CIF (704 × 288), max. 30 fps; CIF (352 × 288), max. 30 fps
Frame Rate-Third Stream	D1 (720 × 576), max. 30 fps; 640 × 360, max. 30 fps; 2CIF (704 × 288), max. 30 fps; CIF (352 × 288), max. 30 fps
Video Bit Rate	128 Kbps to 16 Mbps
U-code	Support
OSD	Up to 8 OSDs
Privacy Mask	Up to 4 areas
ROI	Support
Video Stream	Triple streams
<b>Image</b>	
White Balance	Auto, Outdoor, Fine tune, Sodium lamp, Locked, Auto2
Digital Noise Reduction	2D/3D DNR
Smart Illumination	Support
Auto Scene Match (ASM)	Support
Flip	Normal, Flip vertical, Flip horizontal, 180°, 90° Clockwise, 90° Anti-clockwise
Dewarping	N/A
HLC	Support
BLC	Support
Defog	Digital defog

Intelligent	
Smart Intrusion Prevention	Cross line detection, intrusion detection, enter area detection, leave area detection (support false alarm filtering and the classification of human, non-motor vehicle and vehicle)
Statistical Analysis	N/A
People Counting	Support people flow counting and crowd density detection
Attribute Collection	SIP with color retrieval
Events	
Basic Detection	Motion detection, Ultra motion detection, Tampering alarm, Audio detection, Object removed, Object Left Behind
General Function	Watermark, IP address filtering, Access policy, ARP protection, RTSP authentication, User authentication, HTTP authentication, Alarm input, Alarm output
Audio	
Audio Compression	G.711U, G.711A
Audio Bitrate	64 Kbps
Two-way Audio	Support
Suppression	Support
Sampling Rate	8 kHz
Storage	
Edge Storage	MicroSD, up to 512 GB
Network Storage	ANR, NAS (NFS)
Network	
Protocols	IPv4, IPv6, IGMP, ICMP, ARP, TCP, UDP, DHCP, PPPoE, RTP, RTSP, RTCP, RTMP, DNS, DDNS, NTP, UPnP, HTTP, HTTPS, SMTP, 802.1x, SNMP, QoS, SSL/TLS, SSH
Compatible Integration	ONVIF (Profile S, Profile G, Profile T, Profile M), API, SDK
User/Host	Up to 32 users. 3 user levels: administrator, common user and operator
Client	Alibi Vigilant CMS, APP
Web Browser	Plug-in required live view: IE 10+, Chrome 45+, Firefox 52+, Edge 79+, Plug-in free live view: Chrome 57+, Firefox 58+, Edge 16+
Interface	
Audio I/O	1 Input: impedance 35 k $\Omega$ , amplitude 2 V [p-p], 1 Output: impedance 600 $\Omega$ , amplitude 2 V [p-p]
Alarm I/O	1/1
Serial Port	N/A
Built-in Mic	Built-in dual-mic
Built-in Speaker	Support
WIFI	N/A
Network	1 $\times$ RJ45 10 M/100 M Base-TX Ethernet
Video Output	N/A
Certification	
EMC	CE-EMC (EN 55032, EN 61000-3-3, EN IEC 61000-3-2, EN 50130-4)
	FCC (FCC 47 CFR part15 B)
Safety	CE-LVD (EN 62368-1)
	UL/CUL (UL 62368-1, CAN/CSA C22.2 No. 62368-1)
Environment	CE-RoHS (2011/65/EU ; (EU) 2015/863) ; WEEE (2012/19/EU)
Protection	IP67 (IEC 60529)
	IK10 (IEC 62262)
	NEMA 4X

General	
Power	DC 12 V±25%, PoE (IEEE 802.3af)
Power Consumption	Max. 7.0 W
Power Interface	Ø5.5 mm coaxial power plug
Dimensions	Ø128.7 mm × 110.3 mm (Ø5.1" × 4.3" ) (Ø × H)
Weight	0.99 kg (2.18 lb)
Material	Metal
Working Environment	-40 to 60C degrees (-40 to 140F), Humidity: ≤ 95% RH (non-condensing)
Storage Environment	-40 to 60C degrees (-40 to 140F), Humidity: ≤ 95% RH (non-condensing)
Surge Protection	4 KV
Reset Button	Support
Web Client Language	20 Languages: Traditional Chinese, English, Simplified Chinese, Polish, German, Russian, French, Korean, Dutch, Czech, Portuguese (Europe), Portuguese (Brazil), Japanese, Thai, Turkish, Spanish (Latin America), Spanish (Europe), Hungarian, Italian, Vietnamese

# Accessories

ALI-JB03-H-IN-V2

Junction Box for Metal Turret Camera  
(Support wiring from behind)



ALI-A01-IN

Waterproof Cable Gland



ALI-UP06-C-IN-V2

Pole Mounting Bracket for Bullet Junction Box Only



ALI-WM03-B-IN-V2

Wall Mounting Assembling Bracket for 3 Inch Hemisphere



ALI-JB07/WM03-F-IN-V2

Wall Mounting Assembling Bracket with Back Hole for 3 Inch Hemisphere

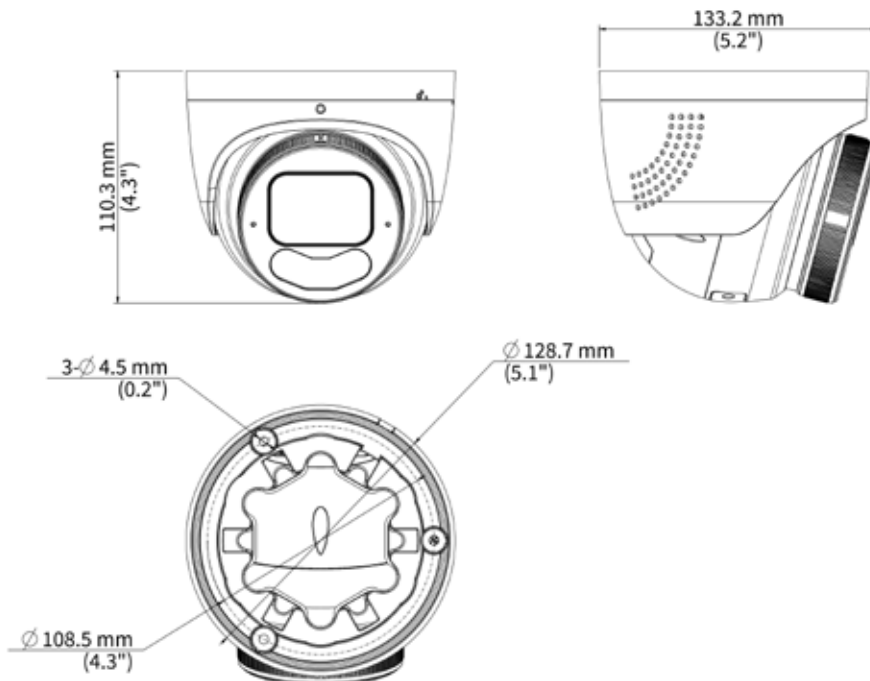


ALI-UC08-C-V2

Bullet&Dome Corner Mounting Bracket



# Dimensions





## MEMO

TO: Brian Heckendorf, Village President; Budget and Finance Committee

FROM: Jen Heidtke, Village Administrator; Darlene Smith, Village Treasurer

CC: Ehlers Financial Advisors Brian Roemer and Ariana Schmidt

RE: Discussion of Schedule for FMP Update and Preparing the 2027 Village Budget

MEETING DATE: June 9, 2026

### **Background**

Staff are recommending the following schedule which captures review of the 2025 audit, an update to the 5-Year Financial Management Plan (FMP) with Ehlers Financial Advisors, and Staff preparation of an annual budget.

1. July 14, 2026 – Village Board Meeting at 7PM to include a presentation by Lucida to review 2025 Draft Audit of the Financial Statements and 2027 Capital Projects.
2. August 18, 2026 – Village Board Meeting at 7PM to include Financial Management Plan Workshop #1 reviewing Operations and Capital and to include a Presentation of Draft 2027 Budget. It should be noted the State of Wisconsin releases reports needed for a final budget such as the Statement of Assessment (SOA), Net New Construction (NNC), and 2026 Shared Revenue Estimates, generally in September and October. Once these reports are available, Staff and the Board may need to convene a second budget workshop to manage any meaningful discrepancies in financial forecasting.
3. September 8, 2026 – Joint Review Board Meeting at 6:15PM for Annual Meeting.
4. October 13, 2026 – Tourism Commission Annual Meeting at 6:15PM.
5. October 13, 2026 – Village Board Meeting at 7PM to include Financial Management Plan Workshop #2 reviewing Utilities, TIDs. This meeting also includes a final budget review and direction to Staff to publish a budget hearing notice for November 10<sup>th</sup> Village Board Meeting.
6. November 10, 2026 – Village Board Meeting at 7PM to include a proposed budget public hearing and consider Resolutions adopting the proposed budgets.

### **Potential Motion:**

Discussion only with the Budget and Finance Committee and the Village Board.